

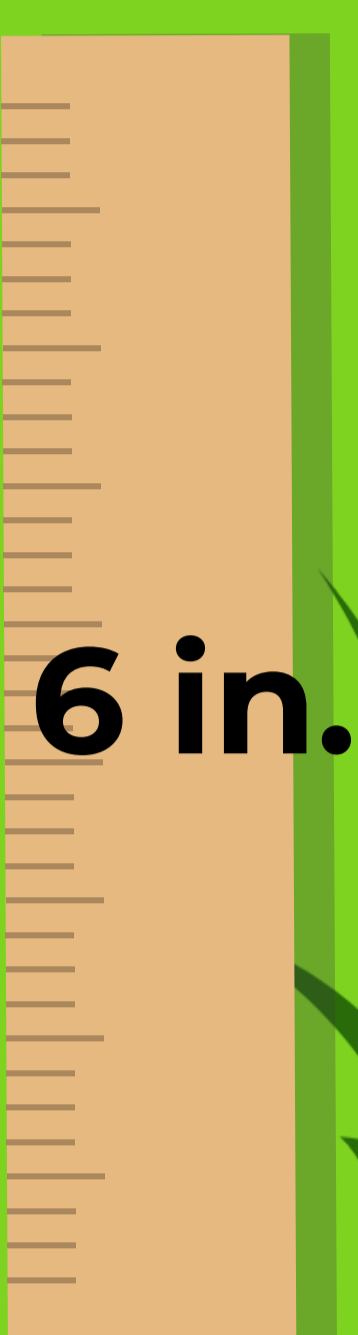


Equine Pasture Management Tips for April



1. Begin Grazing

Allow horses to graze when pastures begin to show new growth and are a height of 6 inches or more.



Acclimate horses to lush spring pastures by allowing them access to pastures for an hour or two during the first few days and then gradually increase their turnout to full-time over the next 7 days.

2. Rotate Pastures

Move horses from pastures that are grazed less than 4 inches in height to rested pastures that are at least 6 inches in height.



Drag or harrow pastures to break up manure piles from recent grazing after horses are moved to another pasture.

3. Avoid Laminitis

Consider reducing grazing time or use grazing muzzles in obese-prone horses that may experience laminitis when consuming lush spring pasture.



4. Mow

Mow recently grazed pastures to no less than 4 inches to maintain vegetative growth and to control weeds before they go to seed.

