

Pruning First Year Vines- Initial Shoot Selection

Ben Beale

Extension Educator
St Mary's County

Joe Fiola

Specialist in Viticulture
WMREC

Pictures courtesy of Jo-Ann Romano



Guidelines of Initial Pruning

- Establish 2 primary shoots that will eventually form the trunks.
- Shoots should be as close to the graft union as possible.
- Select shoots on opposite sides.
- Select shoots in line with the row if possible.
- Make sure old wood on branches is at least pencil thickness.
- Pinch off the developing clusters.



Keep:




Prune:



Cabernet Franc on 101-14.

- This vine has very good shoot development, but it may be too early for shoot selection.
- Wait until desired shoots are 5-8" long before pruning undesired shoots to reduce risks of hail or other physical damage occurring to the shoots.
- Keep the two most vigorous shoots positioned on opposite sides of the vine and in-line with the row.



Keep:




Prune:




Cabernet Franc grafted onto 101-14

- This vine has very good shoot development.
- No pruning is needed in this example.
- Just pick off the developing clusters.



Keep:



Prune:



Chambourcin.

- Note the large fruit clusters, which need to be removed.
- Leave the two existing shoots.



Keep:



Prune:



Chambourcin on self rooted vine.

- This specimen has too many shoots – especailly on “branches”.
- Prune old branches less than pencil thickness back.



Keep:



Prune:



Chambourcin on self rooted vine.

- This specimen has too many shoots – especailly on “branches”.
- Prune old branches less than pencil thickness back.



Cayuga White-Self rooted.

- Select lowest shoots
- Prune off excess old wood.

Keep:



Prune:






Cayuga White

- Self-rooted.
- Old-wood branches are too thin for trunks.
- Cut back to the first shoots.

Keep:



Prune:






Traminette Self Rooted.

- Old- wood branches are thick enough and will enable for the cordon to become established in one year.

Keep:



Prune:





Ben Beale

Extension Educator-Agricultural Sciences

St. Mary's County Extension Office

Leonardtown, MD 20650

301-475 -4481

bbeale@umd.edu

Joseph A. Fiola, Ph.D.

Specialist in Viticulture and Small Fruit

WMREC 18330 Keedysville Road

Keedysville, MD 21756-1104

301-432-2767 ext. 344; Fax 301-432-4089

jfiola@umd.edu www.grapesandfruit.umd.edu