

In This Issue...

- [Ambrosia beetles](#)
- [Box tree moths](#)
- [Honeylocust plant bug](#)
- [Potato leafhopper](#)
- [Oak lecanium scale eggs](#)
- [Oak treehoppers](#)
- [Phlox plant bugs](#)
- [Crapemyrtle aphids](#)
- [Frost damage notes](#)
- [Maple petiole leaf borers](#)
- [Spotted lanternfly](#)

Beneficial of the Week:

Endophytes for insect protection in turf

Weed of the Week: Bamboo
(*Phyllostachys* spp.)

Plant of the Week: Tall
bearded iris (*Iris germanica*)

Pest Predictive Calendar

Degree Days

Conferences

**Integrated Pest Management
for Commercial Horticulture**
extension.umd.edu/ipm

If you work for a commercial horticultural business in the area, you can report insect, disease, weed or cultural plant problems (**include location and insect stage**) found in the landscape or nursery to sklick@umd.edu

Coordinator Weekly IPM Report:

Laura Nixon, IPM Specialist in Entomology, University of Maryland Extension, Lnixon1@umd.edu, and Paula Shrewsbury, Professor and Extension Specialist in Ornamental and Turf IPM, Department of Entomology, pshrewsbury@umd.edu

Regular Contributors:

Pest and Beneficial Insect Information: Laura Nixon and Paula Shrewsbury (Extension Specialists) and Nancy Harding, Faculty Research Assistant
Disease Information: David Clement (Extension Specialist) and Ana Cristina Fulladolsa (Plant Pathologist and Director, UMD Diagnostic Lab)
Weed of the Week: Kelly Nichols and Nathan Glenn, (UME Extension Educators) and Dan Buonaiuto, (Assistant Professor), Dept. of Plant Sciences and Architecture
Cultural Information: Ginny Rosenkranz (Extension Educator, Wicomico/Worcester/Somerset Counties)
Fertility Management: Andrew Ristvey (Extension Specialist, Wye Research & Education Center)
Design, Layout and Editing: Suzanne Klick (Technician, CMREC)

Ambrosia Beetle Damage

By Laura Nixon

A homeowner in Washington County reported severe ambrosia beetle damage on otherwise healthy red oak trees this week. The trees were not under any obvious stressors which would usually attract ambrosia beetle to them (drought, water logging, damage, disease). With infestations this bad, it is best to remove the trees from the landscape to avoid spreading to neighboring trees, and so as not to attract more flying beetles.

Rob Collins, Collins Tree Experts, found ambrosia beetles on crape myrtles and figs in Ridgely, MD.




Ambrosia beetle “tooth picks” on red oak.
Photo: Josh Grove, Washington County MD

Box Tree Moth Are Pupating

By Laura Nixon

I scouted Washington County, MD and Jefferson County, WV today and did not find a single active box tree moth (BTM) caterpillar. What I did find was a lot of signs of infestation, including webbing, frass (caterpillar poop), and molted head capsules. At my final site of the day, I decided to dig deeper into some of these frass and webbing piles and discovered numerous BTM pupae. These pupae were much more hidden than anticipated, so it is possible I had missed them at previous sites. Pupae can mature within 7 days, so now is the time to set out bucket traps with pheromone lures to monitor for adults. Once adults take flight, it is likely we will see a spreading of infested sites.

Current recommendations: Now is the time for monitoring. It will be at least 3 weeks until the next generation of larvae emerge which is the stage to treat. If you capture adults in traps adjacent to your boxwoods you should: 1) report the capture to IPM Alerts and MDA, 2) scout boxwood leaves for egg masses, and 3) prepare to treat your boxwoods when larvae emerge. The early instar larvae can be effectively treated with *Bacillus thuringiensis kurstaki* (Btk), spinosad, or chlorantraniliprole.



Box tree moth frass and webbing. Note the shiny black head capsule left over from a molting caterpillar.

Photo: Laura Nixon, UME



Box tree moth pupae amidst webbing.

Photo: Laura Nixon, UME

Stunted New Growth on Honey Locust Trees?

By: Sheena O'Donnell

Over the next couple of weeks, you may wonder what's going on with distorted and stunted growth on honey locust trees, but don't point your finger at anyone for herbicide injury just yet! Honeylocust plant bugs, *Blepharidopterus (Diaphnocoris) chlorionis*, can cause similar damage around this time of year (433 Degree-days) and for the following month. They overwinter as eggs that are laid in late spring/early summer, on the surface of 2-3-year-old bark. Once the leaf buds break, the eggs hatch and the nymphs move over to those buds and begin feeding with their straw-like mouthparts (stylets) on young leaves. In doing so, they cause stippling and cell death in the new leaves, which leads to deformed growth, chlorosis, and spotting that can somewhat resemble herbicide injury.

To confirm that it is in fact plant bugs, look for small (<1/8in) green nymphs on those deformed new leaves and buds. It is this stage that causes the most damage as they need plenty of food to become 'big' (1/8 - 3/16 inch long) strong adults. After about 30 days from egg hatch, adults begin to lay eggs as described previously, which will overwinter on the bark to begin the cycle again next year.

To treat for this insect, target the adults (they have wings) with a 2% horticultural oil in late May to early June when the tree is no longer in bloom and adults are most abundant. The tree will sustain initial damage from the nymphal feeding, but will put on plenty of new growth throughout the season after this single generation of honeylocust plant bugs has lived out their lives.



Honeylocust plant bug nymph (left photo) and stunted and distorted growth on a honey locust tree (right photo).
Photos: Suzanne Klick, UME

Potato Leafhopper Has Arrived a Little Early This Year

By Laura Nixon

The degree day model for potato leafhopper (*Empoasca fabae*) predicts their arrival in Maryland at 603 DD. We are a little shy of that threshold across the state currently, but Marie Rojas, IPM Scout, found her first leafhopper on red maple this week. Potato leafhoppers overwinter further south and migrate north on the jet stream as spring temperatures warm up. Interestingly, the photo seems to be of a nymph rather than an adult, suggesting adults have been around long enough to reproduce already. This is similar to last year's findings on [May 16, 2025](#).

Potato leafhopper has a wide host range and can be a pest problem in nurseries and open-sided high tunnels. Potato leafhopper can be treated with systemic insecticides, or if you prefer the biorational route, there are several *Beauveria bassiana* products labeled for potato leafhopper control. However, this species has multiple generations through the summer, so be sure to continue monitoring your plants after treatments.



Potato leafhopper on the underside of a red maple leaf, with a bonus aphid.
Photo: Marie Rojas, IPM Scout

Oak Lecanium Scale Eggs

By: Laura Nixon

Marie Rojas, IPM Scout, reported oak lecanium scale (*Parthenolecanium quercifex*) on multiple species of oak this week. Oak lecanium scale is a native soft scale; the females lay eggs around April-May and form a covering to protect them with her body. Due to this protection, eggs cannot be effectively treated, unless you are able to mechanically scrub off the heaviest part of the infestation. If you see these flat rounded female bodies, monitor your plant for egg hatch later in May (~789 DD). Crawlers are pale colored, and can be treated with direct contact horticultural oil, or labeled insecticides such as pyriproxyfen (Distance) or buprofezin (Talus). Although commonly found on oak species, this scale can be found on other trees and shrubs, including hickory and birch, so be sure to scout your plants.



Oak lecanium scale.
Photo: Marie Rojas, IPM Scout.



Flip oak lecanium scale over to reveal up to 1000 eggs underneath.
Photo: Marie Rojas, IPM Scout.

Oak Treehoppers

By: Suzanne Klick

Marie Rojas, IPM Scout, found oak treehoppers on *Quercus macrocarpa* and *Q. palustris* in Montgomery County this week. Look for these insects feeding in clusters on tree branches. The adult female remains among the nymphs to protect them. There are two generations a year. Second generation egg hatch will be in August. Females overwinter in leaf litter. They do not cause much damage, so control is not necessary.



Oak treehopper nymphs and a cast skin on the trunk of an oak.
Photo: Marie Rojas, IPM Scout.

Phlox Plant Bugs

By: Suzanne Klick

Phlox plant bugs, *Lopidea davisi*, overwinter as eggs. The first generation is hatching now and nymphs are feeding. Plant bugs insert their piercing sucking mouthparts into plant tissue, inject saliva, and suck out plant fluids. This feeding causes stippling and yellowing on foliage and distorted and stunted growth. Look for black fecal spots on foliage. There are two generations of phlox plant bug. First generation nymphs and adults are active in May and June, and the second generation feeds from July through September. Phlox plant bugs lay eggs in the plant stems. Removing dead plant stems from the area in the fall can help reduce the overwintering eggs.

Phlox plant bugs can cause significant damage to plants. Insecticidal soap or horticultural oil are effective control measures and have minimal impact on beneficial insects. Be sure to get thorough coverage of the plant for best control. Other low impact materials on beneficials include azadirachtin and flupyradifurone (e.g. Altus) When treating for plant bugs, be sure to check product labels for impact on pollinators while plants are in flower.



High phlox plant bug nymph numbers and heavy damage on phlox.

Photo: Suzanne Klick, UME

Crapemyrtle Aphids

Sam Fisher, Bartlett Tree Experts, found crapemyrtle aphids active in Georgetown in Washington, D.C. this week. All life stages are often present on leaves, so this aphid can increase in numbers very quickly. Monitor pest populations to determine if treatments are necessary. Horticultural oil, insecticidal soap, and pymetrozine (e.g. Endeavor) are several materials with minimal impact on beneficials.



Note that there are both nymphs and adults of crapemyrtle aphids on this foliage.

Photo: Sam Fisher, Bartlett Tree Experts

Frost Damage Notes

By: David L. Clement, Ana Cristina, and Andrew Ristvey

Last week's frost has resulted in many nursery growers and landscapers asking about cold damage and steps to follow to help their plants recover. Many woody and herbaceous perennial plants show scorched, blackened, or wilted leaves and buds. Many woody plants will recover; delay pruning to allow new growth before assessing overall damage. Some perennials may grow back from the crown, or roots so wait before replacement.

Key Management Tips for Frost-Damaged Ornamentals:

- **Wait before replacement or pruning:** Avoid immediate pruning of damaged foliage. Watch perennials for regrowth from the crown or roots.
- **Damage Assessment:** Young tender spring growth was more vulnerable than fully expanded leaves. Allow older stems to send out new growth before pruning back to healthy wood.
- **Prune out Damage:** It's important to remove damaged tissue to prevent secondary diseases.
- **Watering and Fertilization:** Water plants as necessary to allow better regrowth and lessen plant stress. Monitor plant fertility to help plants regrow new shoots and leaves.

Reports of Freeze Damage:

Melanie Fischer, MDA, observed damage on oaks due to our recent overnight freeze at Westminster Pond in Westminster, MD this week.

Mark Schlossberg, ProLawn Plus, Inc. found freeze damage on crape myrtle in Pikesville on April 27.

Marie Rojas, IPM Scout, found severe cold injury on *Picea abies* candles in Montgomery County this week.

Here at the research center in Ellicott City, MD, the cold killed the recently emerged leaves on sweet bay magnolias, oaks, hackberry, Kentucky coffeetree, and Osage orange 'White Shield'.



Freeze damage on oaks in Westminster, MD.
Photos: Melanie Fischer, MDA


Trees Most Affected by the Frost on April 21; It went down to 26 °F in Adamstown, MD

From Angela Burke, Raemelton Farm

Acer griseum, *A. pictum* subsp. *mono*, *A. truncatum*, *Asimina*, *Carya*, *Cedrus*, *Celtis*, *Cephalanthus*, *Cercidiphyllum*, *Cercis*, *Cladrastis*, *Cotinus*, *Diospyros*, *Ginkgo*, *Gleditsia*, *Gymnocladus*, *Koelreuteria*, *Maclura*, *Magnolia* (all), *Nyssa*, *Oxydendrum*, *Picea*, *Platanus*, *Quercus*, *Sassafras*, *Stewartia*, *Taxodium*, and *Tilia*.



Freeze damage on crape myrtle.
Photo: Mark Schlossberg, ProLawn Plus, Inc.



Freeze damage on sweet bay magnolia.
Photo: Suzanne Klick, UME



Freeze damage on early candles of *Picea abies* (Norway spruce).
Photo: Marie Rojas, IPM Scout

Maple Petiole Leaf Borers

By: Suzanne Klick

Marie Rojas, IPM Scout, found maple petiole borers causing flagging tips on trees of *Acer saccharum* 'Green Mountain' this week. Marie found the larva of the maple leaf petiole borer within the base of petiole stems of growing tips. This damage is typically found on 1 to 2 year old maples (primarily sugar maples) in the spring. Prune out damaged branches. This damage does not usually impact the overall health of the tree, so chemical control measures are not necessary.



Look for the petiole leaf borer larva within the stems of flagging maple growing tips.

Photos: Marie Rojas, IPM Scout

Spotted Lanternfly

By: Suzanne Klick

We continue to receive reports of spotted lanternfly egg hatch and nymph activity. Justin Schmitz, London Town and Gardens, found the just hatched nymphs, which are initially white with a black eyes, in Edgewater, MD on April 28. Jason Hipp, Deeply Rooted Tree care, found nymphs emerging in Boyds, MD on April 30. Nymphs will go through four instars and pupate into adults in mid summer.



Nymphs are white with black eyes for the first hour after they hatch.

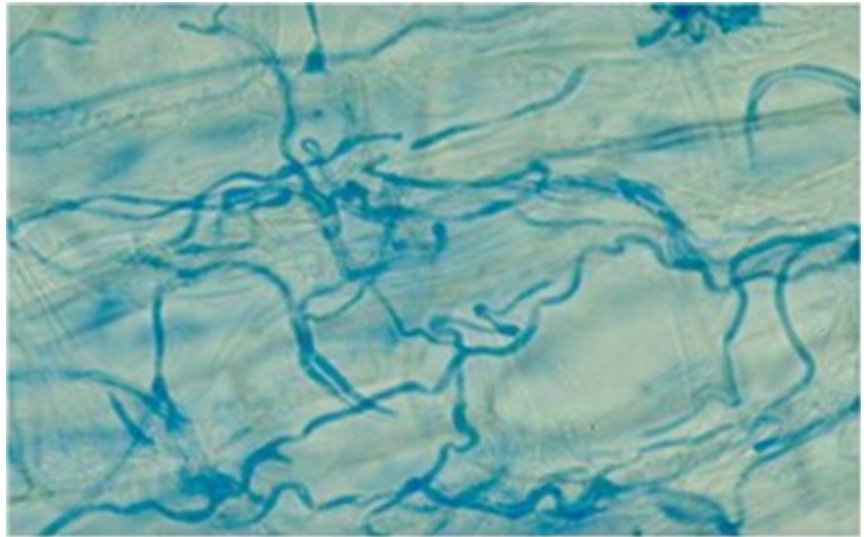
Photo: Justin Schmitz, Londown Town and Gardens

Beneficial of the Week

By: Paula Shrewsbury

Endophytes protect some turfgrass types from some types of insect damage

Last week we had reports of what appeared to be heavy damage to lawn turf from bronzed cutworm. Mark Schlossberg (Pro-Lawn-Plus) emailed me and brought up the point that many more “modern” turf types have endophytes that should provide some protection against insects. Good point to consider. I am not sure of the exact type of fescue or if the turf contained endophytes or not but in current times, most turf-type fescues contain endophytes. To better understand this situation, I examined the literature and research to see if there was some explanation for the high level of cutworm damage to lawns that likely have endophytes.



Intercellular hyphae (darker blue squiggly lines) of the *Neotyphodium* endophyte.

Photo: Dr. Philip Halisky, Professor Emeritus, Rutgers University

Let's start with what endophytes are.

Endophytes are a group of beneficial, non-pathogenic fungi that live between the cells in certain, but not all, types of turfgrasses. Endophytes have naturally existed in turf-type grass for a long time (over a century). However, their widespread occurrence in turf varieties were not really recognized until the 1970's. Since the 1980's, turf breeding programs have actively pursued the incorporation of endophytes into turf-type grasses. Endophytes are found in a high percentage of turf-type tall fescues, fine fescues, and rye grasses on the market today. Turf and endophytes exist in a mutualistic relationship where the grass provides a home and nutrients for the endophytic fungus and the endophyte produces chemical compounds (mainly alkaloids) of which many benefit the turf. Endophyte-enhanced turf-types have been shown to have improved insect and disease resistance, drought tolerance, tolerance to heavy traffic, higher vigor to traffic, and even more benefits. Note, there is a downside to endophytes in turf. Endophytes produce toxins that can be harmful to grazing livestock. Therefore, pasture turfs have been bred that do not contain endophytes or they contain endophytes that do not produce the specific compounds that are toxic to livestock, so they still provide some benefits of endophytes.



Endophyte-enhanced turf (right) resists billbug feeding in a turfgrass trial.

Photo: Dr. Philip Halisky, Professor Emeritus, Rutgers University

How do endophytes in turf affect insect pest resistance or management? In endophyte-enhanced turf, the mycelium of the fungus grows into grass sheath, stem and leaf tissues, but not in the root tissue. Therefore,

endophyte-enhanced turf has been found to affect insects that feed on upper plant parts but not insects that feed on roots such as white grubs. Endophytes in turf grass produce alkaloids that can be biologically active against insects. The insecticidal effects produced by these alkaloids may deter insects from feeding or when they feed it affects the insect's fitness such as survival or other aspects of its life cycle (anti-biosis), ultimately suppressing insect populations.

What about cutworms? Endophyte-enhanced turf grasses have shown high resistance to surface -feeding pests (sucking and chewing) such as chinch bugs, billbugs, sod webworms, and fall armyworms resulting in insect population declines. Interestingly, endophyte-enhanced turf grass has been shown to provide only partial resistance to cutworms (research on black cutworms specifically) reducing their damage but not eliminating them. Cutworms can still feed on endophyte-enhanced turf grass, but the effects can be sub-lethal (have a negative effect on the cutworms but does not kill them). A study by Baldauf et al. (2011) found that different cultivars of tall fescue varied in the effect that their alkaloids had on cutworm, some more negatively affecting cutworms while others were sublethal. This somewhat explains why the lawn turf reported in Laytonsville, MD last week may have had significant cutworm damage.

Endophyte-enhanced turf and IPM. There is an increasing number of endophyte-enhanced, improved cultivars of tall fescues, fine fescues, and perennial ryegrass (not bluegrass) available. Endophytic grasses are an excellent IPM tool that can provide low input, biological and sustainable suppression of multiple turf pests along with several other turf benefits. A combination of endophyte-enhanced turf types along with biological / biorational controls for cutworm (ex. Spinosad, *Steinernema carpocapsae* nematodes, or *Bacillus thuringiensis*) and cultural practices to maintain turf health should provide control.

For more detailed information on endophytic turf and their benefits go to:

<https://www.umass.edu/agriculture-food-environment/turf/fact-sheets/endophyte-enhanced-grasses#:~:text=The%20term%20%22endophytic%22%20refers%20to,next%20generation%20of%20turfgrass%20plants>

<https://turf.umn.edu/news/endophytes-friendly-fungi-turfgrass>

<https://extension.entm.purdue.edu/publications/E-270/E-270.html#:~:text=Resistant%20Turfgrasses,become%20larger%20and%20more%20mobile>

Weed of the Week

By: Kelly Nichols

Bamboos are a member of the grass family and are perennials. Bamboos have a woody stem. Some species grow a foot tall, while others can grow up to 70 feet. There are about 1,200 different species. Bamboos can be classified into two basic forms: the clumping type and the running type.

Clumping bamboos grow in large clumps and are slower to spread. Clumping bamboo will have a large root system that will compete with other plants in the landscape. Removal by digging to remove the root system is one potential method of stopping clumping bamboo. This takes time but it is a successful method. Spreading or running bamboo is much more difficult to control. This form of bamboo spreads by way of a rhizome. This form of bamboo will travel up to one hundred feet from the initial plant. Digging to remove this form of bamboo is extremely difficult if not impossible.

In Maryland, two bamboo species are currently [regulated by the Maryland Department of Agriculture](#): golden bamboo (*Phyllostachys aurea*) and golden groove bamboo (*Phyllostachys aureosulcata*). Additional bamboo species are on the list to be assessed this year. Here in Montgomery County, the sale and transplanting of invasive bamboo is now banned in the county starting in July; see [Bill 26-25](#) for more information. Barriers can be used to help contain bamboo. For more information on installing barriers, see this [Containing](#)

[and Removing Bamboo article](#). Installing barriers can be costly, and barriers alone do not eliminate bamboo. Control includes stressing the plant by cutting or mowing all of the plants. Bamboo is a grass and continual mowing (similar to lawn mowing frequency) will eventually deplete the rhizomes and help keep it under control; however, it will take a few years for this to really reduce the population. Glyphosate is the most effective herbicide. Mow regularly starting in the early spring and allow the plant to re-grow in late July and early August. By allowing the bamboo to regrow, valuable blade surface area for a herbicide treatment is provided. In mid to late August, use a glyphosate herbicide treatment. Do not mow for at least a couple weeks after the herbicide application so that the herbicide has time to be effective. One treatment will not control bamboo. Follow up in the next year is required. Remember that glyphosate is a non-selective herbicide and it will injure or kill all plant material it is used on.



Figure 1. Bamboo stems.
Photo: Caryn Rickel, Institute of Invasive Bamboo Research, Bugwood.org.



Figure 2: A patch of bamboo with foliage.
Photo: Chuck Schuster, Emeritus Ag Agent, University of Maryland Extension.

Plant of the Week

By: Ginny Rosenkranz

Perennial flowering plants can last from 3 years to over 100 years! Almost all have their own time to bloom, from early spring like *Phlox subulata* or moss phlox to *Aquilegia canadensis* or columbine for late spring blooms. *Asclepias tuberosa* or butterfly weed blooms in early summer while *Lobelia cardinalis* or cardinal flower blooms later in the summer, and *Solidago rugosa* 'Fireworks' or Goldenrod 'Fireworks' blooms in the late fall. All of these herbaceous perennials bring color, texture, fragrance and pollinators to the gardens, and all have their season to bloom. That used to be the same for the *Iris germanica* or the tall bearded iris that typically bloom in late spring to early summer. Now there are reblooming irises that will bloom in spring and then again in autumn. This gives the landscape another chance to have tall, rainbow-colored, fragrant flowers blooming longer. A wonderful white reblooming iris is 'Immortality', with fragrant, pure white ruffled petals and creamy white to pale yellow beards. A sunny yellow reblooming iris is 'Summer Olympics', with lightly fragrant, bright yellow, softly ruffled standards and falls. The center of each falls has a white blotch that is bisected by yellow veins and a bright yellow beard. 'Grand Canyon Sunset' is a spectacular tri-colored bearded iris with bright apricot gold upright standards and soft lavender falls that are bordered by a rim of apricot and a bright tangerine

beard. There are a rainbow of many more reblooming irises, and many will thrive in Maryland. Tall bearded iris thrives in full sun in moist but well drained slightly acidic soils. If the soil is heavy clay, they can be planted in raised beds that are designed to drain well. They are cold hardy in USDA zones 3-9, but early bloomers like 'Summer Olympics' can have their buds frozen in the colder areas in early spring. The long, sword-shaped, green foliage grows on the youngest part of the above-ground rhizome. Because they bloom more than once a year, they do require fertilizer in early spring and again in July. Although they are drought tolerant, they do need water during their spring and late summer flowering periods. Deer do not touch either the colorful flowers or the foliage. If the rhizomes are planted too deep, get too much shade, have become overcrowded or given too much fertilizer, they will not bloom. Pests can include slugs, snails, aphids, thrips and iris borers. Diseases can include bacterial soft rot, crown rot, root rot, leaf spot and mosaic virus. Cool wet weather in spring will often cause the foliage to develop leaf spot. Good sanitation will help keep the rhizomes and flowers thriving and blooming in the landscapes.



Iris 'Immortality'



Iris 'Summer Olympics'



Iris 'Grand Canyon'

Photos: Ginny Rosenkranz, UME

Pest Predictive Calendar “Predictions”

By: Nancy Harding and Paula Shrewsbury

In the Maryland area, the accumulated growing degree days (**DD**) this week range from about **310 DD** (Clarksville) to **530 DD** (Nat'l Arboretum/Reagan Nat'l). The [Pest Predictive Calendar](#) tells us when susceptible stages of pest insects are active based on their DD. Therefore, this week you should be monitoring for the following pests. The estimated start degree days of the targeted life stage are in parentheses.

Hawthorn lace bug – first adult activity (**259 DD**)
Spotted lanternfly – egg hatch (**270 DD**)
Bristly roseslug sawfly – larva, early instar (**284 DD**)
Imported willow leaf beetle – adult emergence (**290 DD**)
Hawthorn leafminer – adult emergence (**292 DD**)
Andromeda lace bug – egg hatch (**305 DD**)
Pine needle scale – egg hatch / crawler (1st gen) (**307 DD**)
Cooley spruce gall adelgid – egg hatch (**308 DD**)
Eastern spruce gall adelgid – egg hatch (**308 DD**)
Spirea aphid – adult / nymph (**326 DD**)
Lilac borer – adult emergence (**350 DD**)
Melon aphid – adult / nymph (**351 DD**)
Spiny ash sawfly – larva, early instar (**358 DD**)
Spongy moth (formerly gypsy moth) – egg hatch (**373 DD**)
Holly leafminer – adult emergence (**375 DD**)
Hemlock woolly adelgid – egg hatch (2nd gen) (**411 DD**)
Basswood lace bug – first adult activity (**415 DD**)
Emerald ash borer – adult emergence (**421 DD**)
Locust leafminer – adult emergence (**429 DD**)
Honeylocust plant bug – egg hatch, early instar (**433 DD**)
Fourlined plant bug – egg hatch, early instar (**435 DD**)
Lesser peachtree borer – adult emergence (1st gen) (**468 DD**)
Oak erricoccin scale (oak felt scale) – egg hatch / crawler (**469 DD**)
Maskell scale – egg hatch / crawler (1st gen) (**470 DD**)
Oystershell scale – egg hatch / crawler (1st gen) (**486 DD**)
Minute cypress scale – egg hatch / crawler (**511 DD**)
White prunicola scale – egg hatch / crawler (1st gen) (**513 DD**)
Euonymus scale – egg hatch / crawler (1st gen) (**522 DD**)
Bronze birch borer – adult emergence (**547 DD**)
Potato leafhopper – adult arrival (**603 DD**)
Black vine weevil – adult emergence (**607 DD**)
Twospotted spide mite – egg hatch (**627 DD**)
Bagworm – egg hatch (**635 DD**)

See the [Pest Predictive Calendar](#) for more information on DD and plant phenological indicators (PPI) to help you better monitor and manage these pests.

Degree Days (as of April 29, 2026)

Annapolis Naval Academy (KNAK)	368
Baltimore, MD (KBWI)	420
Belcamp (FS836)	350
Clarksville (001MD)	310
College Park (KCGS)	466
Dulles Airport (KIAD)	476
Ft. Belvoir, VA (KDA)	489
Frederick (KFDK)	379
Gaithersburg (KGAI)	434
Greater Cumberland Reg (KCBE)	429
Martinsburg, WV (KMRB)	434
Millersville (MD026)	440
Natl Arboretum/Reagan Natl (KDCA)	530
Perry Hall (C0608)	358
Salisbury/Ocean City (KSBY)	438
St. Mary's City (Patuxent NRB KNHK)	460
Westminster (KDMW)	508

Important Note: We are using the [Online Phenology and Degree-Day Models](#) site. Use the following information to calculate GDD for your site: Select your location from the map Model Category: All models Select Degree-day calculator Thresholds in: Fahrenheit °F Lower: 50 Upper: 95 Calculation type: simple average/growing dds Start: Jan 1

Conferences

May 20, 2026

[Mid-Atlantic Nursery Workshop: the Water Loop to Pot: Managing Ponds, Irrigation, Substrates, and Runoff for Better Production Profits](#)

Location: Hampton Roads Agricultural Research and Education Center, Virginia Tech, Virginia Beach, VA

June 16, 2026

[2026 Eastern Shore Procrastinators Conference](#)

Location: Zoom

June 18, 2026

MNLGA Field Day

Location: Mt Cuba Center, Hockessin, DE

June 26, 2026

[Montgomery County Pesticide Procrastinators Conference](#)

Location: Derwood, MD

IPM Scouts' Diagnostic Session (1 - 3 p.m.)

June 23, 2026

Location: CMREC, Ellicott City, MD

Commercial Ornamental IPM Information

<http://extension.umd.edu/ipm>

CONTRIBUTORS:




Paula Shrewsbury
Extension Specialist
pshrewsb@umd.edu



Laura Nixon
Extension Specialist
lnixon1@umd.edu



David Clement
Plant Pathologist
clement@umd.edu



Ana Cristina Fulladolsa
Plant Pathologist
acfulla@umd.edu



Nathan Glenn
Extension Educator
Howard County
nglenn@umd.edu



Nancy Harding
Faculty Research
Assistant



Kelly Nichols
Extension Educator
Montgomery County
kellyn@umd.edu



Dan Buonaiuto
Assistant Professor
Dept. of Plant
Sciences and Land-
scape Architecture
dbuona@umd.edu



Andrew Ristvey
Extension Specialist
aristvey@umd.edu



Ginny Rosenkranz
Extension Educator
Wicomico,
Worcester, Somerset
Counties
rosnkranz@umd.edu

Thank you to the Maryland Arborist Association, the Maryland Nursery, Landscape, and Greenhouse Association, Professional Grounds Management Society, FALCAN, and USDA NIFA EIP Award # 2024700043556 for their financial support in making these weekly reports possible.

The information given herein is supplied with the understanding that no discrimination is intended and no endorsement by University of Maryland Extension is implied.

University programs, activities, and facilities are available to all without regard to race, color, sex, gender identity or expression, sexual orientation, marital status, age, national origin, political affiliation, physical or mental disability, religion, protected veteran status, genetic information, personal appearance, or any other legally protected class.