









Maryland 4-H Livestock Tagging Information

Maryland 4-H Tagging Policies and Guidelines

- Maryland 4-H Tags purchased by County Extension Offices from the State 4-H Office are the only accepted tags for 4-H project verification. Tags must be applied by 4-H Faculty/Staff or designated official.
- Animals should be tagged no later than two weeks of the ownership deadlines listed below as established for Maryland 4-H exhibition. Counties may establish tagging dates prior to the dates listed below.
- An animal may be tagged as either Commercial Breeding animal or Market animal, but not both. Commercial Breeding animals must have a copy of their tagging paperwork to present at 4-H show check-in.
- All market animals must be castrated and healed before tagging. (See Castration Guidebook sheet)
- All animals of the same specie within a county should be weighed on the same scale. Certified scales should be used.
- If an animal loses its ear tag, the member must contact their local Extension Office regarding replacement. The Office must retag with an official Maryland 4-H replacement tag and make note on the member's 4-H Livestock Registration Form at the time of retagging.

Maryland 4-H Livestock Ownership Dates and Tag Designations			
Specie - Animal	Ownership Date	4-H Tag Size/Color	Image
BEEF – Breeding Animals	July 1	Commercial Only – Large/Green	
BEEF – Steers	January 1	Large/Orange	
DAIRY – Breeding Animals	July 1	Not tagged	
DAIRY – Market Steers	January 1	Large/Orange	



DAIRY – Feeder Dairy Steers	June 1	Large/Orange	
GOATS – Commercial Meat and Pygmy	July 1	Commercial Only – Small/Purple	
GOATS – Market Goats	June 1	Small/Lt. Blue	
POULTRY	June 1	Not Tagged	
SHEEP – Breeding Animals	July 1	Commercial Only – Small/Purple	
SHEEP – Market Lambs	June 1	Small/Lt. Blue	
SWINE – Breeding Animals	July 1	Not Tagged	
SWINE – Market Hogs	June 1	Center post/ Yellow	
RABBITS/CAVIES	June 1	Not Tagged	