

Commercial Horticulture

October 24, 2025

In This Issue...

- [Maryland Native Plant Guide](#)
- [White prunicola and white peach scales](#)
- [Irrigation management survey](#)
- [Spotted lanternfly](#)
- [Common liverwort](#)
- [Removing guy wires](#)
- [Black bean aphids](#)
- [Oak lobed stem gall](#)
- [Black widow spider](#)
- [Peach leaf curl](#)
- [Pink spotted lady beetles](#)

Beneficial of the Week:

Wheel bugs

Weed of the Week: Yellow woodsorrel

Plant of the Week:

Hydrangea macrophylla
'Bailmer'

Pest Predictive Calendar

Conferences

Integrated Pest Management for Commercial Horticulture
extension.umd.edu/ipm

If you work for a commercial horticultural business in the area, you can report insect, disease, weed or cultural plant problems (**include location and insect stage**) found in the landscape or nursery to sklick@umd.edu

Coordinator Weekly IPM Report:


Paula Shrewsbury, Professor and Extension Specialist in Ornamental and Turf IPM, Department of Entomology, pshrewsbury@umd.edu

Regular Contributors:

Pest and Beneficial Insect Information: Paula Shrewsbury and Laura Nixon (Extension Specialists) and Nancy Harding, Faculty Research Assistant
Disease Information: David Clement (Extension Specialist) and Ana Fulladolsa (Plant Pathologist and Director, UMD Diagnostic Lab)
Weed of the Week: Kelly Nichols, Nathan Glenn, (UME Extension Educators), and Chuck Schuster (Retired Extension Educator)
Cultural Information: Ginny Rosenkranz (Extension Educator, Wicomico/Worcester/Somerset Counties)
Fertility Management: Andrew Ristvey (Extension Specialist, Wye Research & Education Center)
Design, Layout and Editing: Suzanne Klick (Technician, CMREC)

Check Out the new UME Publication – Maryland Native Plant Guide

Lisa Kuder, University of Maryland Extension (UME) Native Plants & Landscapes Specialist, with several other members of the Maryland Native Plants Extension program, recently published the [Maryland Native Plant Guide](#) which is available on-line with hard copy availability to come. This guide is an amazing tool and information resource for native plant enthusiasts, both novice and experienced, plant managers, and landscape designers. It is the first in a series of three native plant guides covering the Environmental Protection agency (EPA) Level II ecoregions in Maryland: Mountain, Piedmont and Coastal Plain. The new native plant guide that was recently published by University of Maryland Extension (UME) Maryland Native Plants Extension program.



The Maryland Native Plant Guide Piedmont Region includes:

- educational articles to support gardening success
- photos and descriptions of 300+ featured plants
- plant lists for specific site conditions
- aquatic plants suitable for ponds
- advice on managing invasive species
- planting approaches in the face of climate change
- an index of plants native to the Maryland Piedmont
- planting strategies
- tips for dealing with deer (including deer resistant plants)

White Prunicola and White Peach Scales


By: Paula Shrewsbury

This past week in nurseries (central MD), white prunicola scale, *Psuedaulacaspis prunicola*, was reported on Flame willow, *Salix* 'Flame' and white peach scale, *Psuedaulacaspis pentagona* (Hemiptera: Diaspididae) on Japanese pagoda tree, *Styphnolobium japonicum*. Note that these scales can also be pests in landscapes. Both white prunicola and white peach scales overwinter as adult females on the trunk and branches of their hosts. With the falling of leaves, the relatively large white female scales have become more noticeable. However, this is not the time to treat these difficult to control armored scales, but it is the time to come up with a management strategy for them.

As you may know, white peach and white prunicola scales look identical on the outside and to tell them apart the scale body must be slide mounted, examined under a microscope, and little hairs and pores on the body must be counted. Fortunately, knowing the host plant, and to some extent the location, can also help in identifying which of these scales is likely attacking your tree(s).

In general, white prunicola scale occurs in MD and areas north of MD (northeast U.S), while white peach scale occurs in MD and states south of MD, although there are exceptions (of course). Maryland is what I refer to as a “tweener” state since we are in the distribution range of both scales. Both scales are polyphagous (feed on more than one type of host plant) but their hosts “mostly” do not overlap, especially the hosts they most commonly are found on. For example, white prunicola scale attack over 20 plant genera and their preferred hosts are those in the *Prunus* genera, especially Japanese flowering cherry and cherry laurel, lilac and privet. Whereas white peach scale is known to attack over 100 plant genera and preferred hosts include peach, mulberry, persimmon, and red-stemmed dogwoods (not lilac or privet, but they do attack other *Prunus* species). Since both scales occur in MD, I used host plant to help provide a likely identification. *Styphnolobium* (formerly *Sophora*) is listed as a host of white peach scale, but not a host of white prunicola scale. However, *Salix* is listed as a host of both white prunicola and white peach scale making identification difficult.

Fortunately, the life cycles of white prunicola scale and white peach scale are somewhat similar and management is going to be similar. Both have 3 generations per year and overwinter as adult females. However,



Close up of a branch from *Salix* “Flame” infested with what is likely white prunicola scale. Round white scales are overwintering adult females (flip off the white wax covers) and in the upper right side is a cluster of elongate white shed skins from male white prunicola scale.

Photo: Marie Rojas, IPM Scout

white prunicola scale crawlers become active slightly earlier than white peach scale crawlers. They are both challenging scales to manage given they have 3 generations / year and the generations overlap since crawlers can be active over long periods of time.

Management: If you have plants with either of these scales, be sure to also monitor other trees listed as hosts. For trees with populations of white prunicola or white peach scales, consider a dormant oil application to reduce populations. If there are high populations on your trees, consider chemical treatments that target the crawler stage of the 1st (most important), 2nd and 3rd generations. There are multiple chemical controls that are available for suppression. These include systemics such as dinotefuron but be careful to avoid plants in flower and consider pollinator protection. Contacts such as horticultural oil, neem oil or other labeled products, and insect growth regulators such as pyriproxyfen (ex. Distance or Fulcrum) or buprofezin (ex. Talus). Be sure to follow label directions to protect natural enemies and pollinators, and get optimal control. You can use a soft scrub brush and water to physically wash the scales off the branches and trunk of the tree to reduce the populations where feasible.



Close up of a branch from Japanese pagoda tree infested with what is likely white peach scale. Round white scales are overwintering adult females.

Photo: Paula Shrewsbury, UMD

For more information on degree days to predict crawler activity of white prunicola scale go to the UME Pest Predictive Calendar (white peach scale is not on the calendar): <https://extension.umd.edu/programs/agriculture-food-systems/program-areas/ornamental-horticulture/ipmnet/pest-predictive-calendar/>

For a more thorough list of host plants and states recorded to have the scales go to ScaleNet:
White prunicola – <https://scalenet.info/catalogue/Pseudaulacaspis%20prunicola%20prunicola/>
White peach – <https://scalenet.info/catalogue/Pseudaulacaspis%20pentagona/>

Irrigation Management Survey

By: Hemendra Kumar, UME Ag Precision Specialist

The Precision Agriculture Lab at the UME is conducting a survey of all farmers in Maryland on irrigation management practices and expertise. This survey will help to collect data to better address the needs in the state and develop irrigation management resources. We would sincerely appreciate your assistance in this endeavor by completing this survey: [Irrigation Management Survey](#).

This survey is meant for anyone (regardless of whether they currently irrigate or not) who grows a crop of any kind in Maryland, including but not limited to grains, vegetables, flowers, nursery plants, vineyards, and orchard fruits. All survey participants must be at least 18 years old and operate in the state. We anticipate the survey will take 10 minutes or less to complete.

All responses to this survey will be anonymous; no identifying information will be collected or connected to participant responses. Thank you again for your assistance with developing applicable and useful extension resources to better serve farmers in Maryland!

Any questions or comments can be directed to Dr. Hemendra Kumar (hemendra@umd.edu) or Dr. Cara Peterson (cmpeters@umd.edu) of the Precision Agriculture Lab at the University of Maryland Extension.

Spotted Lanternfly Continues to be Active and Laying Eggs

By: Paula Shrewsbury

Adult spotted lanternfly (SLF) continues to be at high populations in many areas. Most SLF are congregating on trees where they are feeding (and producing honeydew) and laying eggs. Spotted lanternfly adults were reported on 10/21 by Bill Miller, The Azalea Works, in Montgomery County on hardy orange, *Poncirus trifoliata*. Riley Smith, Bartlett Tree Experts, found very high numbers of adults and eggs on 10/21 in Edgewater, MD on red maple, Japanese maple and weeping willow trees. He reported that “weeping willow was blanketed with SLF” and that “egg masses were everywhere”. Marie Rojas, IPM Consultant, reported SLF egg masses on *Carpinus* (hornbeam) on 10/17. Sheena O’Donnell (CMREC, UME) observed SLF adults and egg masses on numerous red maples in Gaithersburg, MD on 10/17. SLF have a wide host range but red maple, and even more so willow, are reported as favored hosts at this time of year in landscapes and nurseries, in addition to tree-of-heaven.

Interestingly, when Sheena sent in the picture of SLF egg mass on red maple, I noticed that the red maple was heavily infested with gloomy scale, *Melanaspis tenebricosa*. If you look at the image closely you will see that the trunk of the red maple is completely covered with small gray bumps, gloomy scales. Gloomy scale is an armored scale that is a native pest that threatens red, and sometimes silver, maples in landscape settings. Those who manage red maples in landscape settings should consider gloomy scale to be a key pest and monitor closely for it and treat accordingly. To learn more about gloomy scale biology and management see the article in the June 6, 2025 IPM Alert.



Spotted lanternfly adults on hardy orange on 10/21/2025.

Photo: Bill Miller, The Azalea Works



Egg mass laid by spotted lanternfly (center of image) on the trunk of red maple. Note the heavy infestation of gloomy scale covering the trunk of the red maple (small gray bumps).
Photo: Sheena O’Donnell, UME, CMREC

Common Liverwort

By: Suzanne Klick

Jeffrey Detweiler, Melvin's Lawn and Landscapes, reported common liverwort growing in a customer's landscape. Common liverwort is a non-vascular plant that thrives in moist areas. Liverworts do not have roots and absorb water through their surface tissues. This landscape site is shaded, has high organic matter, and gets irrigated regularly which provides optimal growing conditions for the liverwort to grow.



Common liverwort thrives in moist areas.

Photo: Jeffrey Detweiler, Melvin's Lawn and Landscapes

Cultural control methods are an effective way to control liverworts. A coarse mulch layer will help improve drainage and air circulation around the plants to keep the surface area dry and inhibit the growth of the liverworts. Holding off on irrigating as much as possible in areas where liverworts are growing would help as well. There are herbicides that can be used, but their effectiveness will be limited if the growing conditions remain the same. Many of the herbicide options are non-selective and can damage the ornamental plants. If using an herbicide, read the label carefully for any use restrictions around ornamentals. Since liverworts can be difficult to control, it can take a sustained effort over time to remove it from the area.

Removing Guy Wires

Elaine Menegon, Good's Tree and Lawn Care, found guy wires girdling the trunks on several ginkgo trees in Manheim, PA. It's important to remove the wires before they start to girdle the trees. UME-HGIC has an article posted online on [Embedded Wires, Nylon Cord, and Wire Baskets](#).



Be sure to remove guy wires before they start to girdle the trunk.
Photo: Elaine Menegon, Good's Tree and Lawn Care

Black Bean Aphids Active on Nasturtium

By: Paula Shrewsbury

Black bean aphids (*Aphis fabae*, Hemiptera: Sternorrhyncha) were reported to be active on Nasturtium foliage in Kensington MD by Marie Rojas, IPM Scout. Black bean aphids are polyphagous (feed on a wide range of plants) and are especially attracted to new growth of plants in the bean, rose, and sunflower families and nasturtiums and tomatoes. [Click here to learn more about black bean and other aphids.](#)



Black bean aphids, *Aphis fabae*, feeding on the underside of a nasturtium leaf.

Photo: Marie Rojas, IPM Scout

Oak Lobed Stem Gall Caused by a Cynipid Wasp

By: Paula Shrewsbury

Mark Dougherty, Chapel Valley Landscape, sent in images of oak lobed stem gall on Regal Prince Oak. The oak lobed stem gall, sometimes called pine cone oak gall, is caused by the oak lobed stem gall wasp, *Andricus quercusstrobilanus*, which is in the family Cynipidae. There are about 700 types of galls caused by Cynipid wasp species in North America. Each species of wasp results in a unique shaped gall. There are multiple species of *Andricus* wasps that use oak as a gall home for their young.

Eggs are laid by the female *A. quercusstrobilanus* wasp on the oak branch at a leaf bud in which specific chemicals are injected or released from the egg that induce the plant to form a specific shaped gall. In



Shows the wedge-like galls of oak lobed stem gall that are packed together and how they come together at a common point. This is a healthy gall (some pieces were pulled off) that still contains wasp larvae. Photo: Joe Boggs, OSU Extension

this case wedge-shaped galls are formed that are close together and their pointy bases attach to a center point (see image). Oak lobed stem galls range from 1-2 inches. A larva develops in a hollow spot in each gall “wedge”. As the larva develops the gall color goes from pink to red to yellow to brown when the larva emerges as an adult wasp. The gall eventually detaches from the branch and drops to the ground. Hosts include swamp white oak, bur oak, and overcup oak, and some hybrids of these oaks.

In most cases, oak lobed stem galls do not cause damage to trees unless gall densities are very high.



An older oak lobed stem gall where the wasp has completed development and emerged. Some pieces of the gall have fallen off.

Photo: Mark Dougherty, Chapel Valley Landscape Company

Black Widow Spider

By: Paula Shrewsbury

Marie Rojas reported a black widow spider that she saw wandering across a gravel driveway in Montgomery County this past week. No need to worry... black widows are not deadly. See the Beneficial of the Week on black widows that I wrote in the [May 6, 2022 IPM Report](#).



A southern black widow female, *Latrodectus mactans*, showing its characteristic red hourglass pattern on the underside of her abdomen.

Photo: Michael J. Raupp, UMD



Black widow observed on a driveway in Montgomery County MD.

Photo: Marie Rojas, IPM Scout

Peach Leaf Curl - Treat in the Fall

By: David Clement

We receive reports of peach leaf curl disease in the spring when it is too late to treat. Peach leaf curl, caused by the fungus *Taphrina deformans*, causes distortion, puckering and reddish discoloration of infected leaves in the spring. In severe infection years even blossoms and young green shoots can be infected. Infected leaves will fall prematurely and this defoliation can result in high yield losses. After symptoms occur, a white coating will appear on the infected leaf surfaces, which is the layer of fungal spore bearing structures. The spores from these structures will germinate and spread throughout the plant during the growing season by rain. The spores can survive hot dry periods and winter freezing. For effective disease management it is very important to get thorough spray coverage of the tree from all sides.



**Peach leaf curl on Hale Haven peach.
Photo: Suzanne Klick, UME**

By the time spring symptoms are visible it is too late to manage this disease with fungicides. The best time to apply a preventative fungicide (such as copper products, or chlorothalonil) for this disease is in the fall, after the leaves have dropped. Spraying after leaf drop also allows better fungicide coverage of the trees. Spring applications often fail if warm weather during winter thaws causes bud swell which allows the fungal spores to invade and colonize the tissue. If last spring's infection was severe then fall and spring applications would add extra insurance from damage. For more information on this disease, check out the [Peach Leaf Curl fact sheet](#) by Dr. Kari Peter, Penn State University fruit pathologist.

Clustering Lady Beetles

Steve Nagy, Mead Tree Experts, came across several sugar maples covered with adult, native, pink spotted lady beetles in Union Bridge, MD. Like other species, this species overwinters as adults by finding sheltered locations. Often, we have reports of the more common multi-colored Asian lady beetles which become a nuisance when found in peoples homes and other buildings.



**Pink spotted lady beetles clustering on the the trunk of a sugar maple.
Photo: Steve Nagy, Mead Tree Experts**

Beneficial of the Week

By: Paula Shrewsbury

In the last week or so there have been multiple reports of egg masses of the voracious wheel bug, *Arilus cristatus* (Hemiptera: Reduviidae), a type of assassin bug. Wheel bug adults have been busy laying eggs, which is their overwintering stage. Wheel bug adults lay circular clusters of 10-40 elongate eggs (look like long rice grains) that appear to stand on their tips and be glued together into an egg mass. The eggs are dark colored and have lighter colored “rim” on their top side. Wheel bugs lay their egg masses on the bark of different species of trees in the fall, and they stay in that stage until the weather warms in the late spring and prey items become available.



Once the female wheel bug has fattened up on prey items, it will then lay eggs in masses on the trunk of trees which is how they overwinter. Photo: Paula Shrewsbury, UMD

Wheel bugs get their common name because of the cog wheel-like structure on the pronotum (section behind the head) of the adults. They are large bugs with adults reaching 1- 1.5". Immature wheel bugs are smaller; their abdomens seem to “curl up” at the back end and they have a red/orange coloration of their abdomen. Wheel bugs have long thin antennae and legs with black and orange bands. Most importantly both adults and nymphs have a long, dangerous looking proboscis (mouthpart) that they use to suck the life out of their prey - literally. Wheel bug adults and immatures are generalist predators that feed on insects such as caterpillars, plant hoppers, sawfly larvae, aphids, Japanese and other beetles, stink bugs and lanternflies. There are reports of wheel bugs on boxwoods infested with the invasive boxtree moth caterpillars and wheel bugs eating the invasive spotted lanternflies! There is one generation per year of wheel bugs. Nymphs and then adults are active through most of the growing season adding to the complex of generalist predators that help to suppress herbivore insect populations. At this time of year, you will see mostly adults that are busy laying eggs.




A wheel bug egg mass, found in the spring, with newly hatched nymphs dispersing in search of prey. Photo: Mike Raupp, UMD

If you find wheel bug egg masses on trees in areas you are managing, consider it a good sign as they are voracious predators. Be sure to take these predators into account when making pest management decisions next season and try to conserve them and their biological control service.



A wheel bug nymph feeding on its newly captured lunch.

Photo: Paula Shrewsbury, UMD



A predatory wheel bug adult with its large sucking mouth part stuck into a brown marmorated stink bug adult resulting in stink bug death.

Photo: Mike Raupp, UMD

Weed of the Week

By: Nathan Glenn

Yellow woodsorrel (*Oxalis stricta*), is a familiar late-season weed across much of the Northeast and Mid-Atlantic. It is a low-growing, sometimes creeping native weed that often thrives in thin, shaded, or compacted turf. While typically a perennial, it can behave as an annual in climates with harsher winters—producing seeds that germinate and grow as new plants in the spring. It is a member of the Oxalidaceae family, which is made up of small trees and small shrubs.

Identification

- **Growth habit:** Low and branching, sometimes rooting at nodes
- **Leaves:** Alternate, smooth, and divided into three heart-shaped leaflets resembling clover. Each leaflet folds along a central crease at night or during cloudy weather, reopening in the morning—a trait known as nyctinasty.
- **Flowers:** Bright yellow, five-petaled blooms appear through summer.
- **Seed pods:** Erect, narrow capsules that “pop” when mature—explosively dispersing seed up to 10 feet when disturbed (a process called dehiscence).
- **Color:** Foliage may turn reddish-purple under stress or high sunlight.



Figure 1: Yellow woodsorrel flower.
Photo Credit: David D. Taylor, U.S. Forest Service

Fun Fact: The genus name *Oxalis* comes from the Greek word oxys, meaning “acid,” referring to the plant’s tart, lemony flavor caused by oxalic acid. Though sometimes nibbled in small amounts, the plant can be toxic to pets and livestock if consumed in quantity.

Lifecycle & Spread

Yellow woodsorrel typically germinates later in the growing season, taking advantage of bare patches left after early-season weed control. It spreads efficiently through both seed ejection and rhizomes, making it a persistent nuisance once established.

Control & Management

- **Cultural control:** Maintain dense, healthy turf to limit open soil. Overseed thin areas in early fall to prevent new germination.
- **Mechanical:** Hand-pulling is effective for small infestations. In landscapes, cultivation and mulching help suppress new growth.
- **Chemical:**
 - **Post-emergent control:** Broadleaf herbicide combinations such as
 - 2,4-D + MCPP + dicamba (Trimec, Weed-B-Gon)
 - 2,4-D + MCPP + carfentrazone (SpeedZone)
 - Glyphosate (non-selective; use carefully for spot treatments)
 - **Organic options:** Prizefighter, Fiesta, and BurnOut can provide suppression.
 - **Pre-emergent control:** Products containing prodiamine, pendimethalin, or dithiopyr can reduce germination, though results are variable. Organic pre-emergents are generally ineffective against this species.




Figure 2: Yellow woodsorrel leaves.
Photo Credit: David D. Taylor, U.S. Forest Service



Figure 3: Yellow woodsorrel single plant with flowers.
Photo Credit: David D. Taylor, U.S. Forest Service



Figure 4: Yellow woodsorrel with reddish purple leaves.
Photo Credit: Peter M. Dzuik, MinnesotaWildflowers.info

Plant of the Week

By: Ginny Rosenkranz

Hydrangea macrophylla 'Bailmer' is usually known as Endless Summer® Hydrangea, because it blooms on growth from the past summer, then continues to bloom on the present spring and summer's growth. These beautiful deciduous shrubs grow 3-5 feet tall and wide and thrive with morning sun and afternoon shade. They are cold tolerant in USDA zones 4-9, so they can fit into any garden in all of Maryland. The plants grow best in rich moist but well drained soil. The soil acidity or pH will always affect the flower color on most of the cultivars except for white. If the soil is acidic or has a low pH, the flowers will be a beautiful vivid blue, and if the soil is alkaline or has a high pH the flowers will be a lovely pink. If the soil is between a low or high pH, the color of the flowers will be purple. One common name of *H. macrophylla* is mop head, as the tiny, mostly sterile florets are arranged in a rounded cluster which can grow as large as 6-8 inches in diameter. These beautiful flowers bloom from spring until late fall. The foliage is a rich dark green in color with a serrate margin, growing 4-8 inches long. Plants can be used in groups as a mass planting or in a shrub border, a specimen or as an accent. Some of the pests that can bother Endless Summer® Hydrangea include deer and aphids, bud blight, bacterial wilt, leaf spot and mildew. On a positive note, these beautiful flowering shrubs are salt tolerant.



Hydrangea macrophylla 'Bailmer' is usually known as Endless Summer® Hydrangea, because it blooms on growth from the past summer, then continues to bloom on the present spring and summer's growth.

Photos: Ginny Rosenkranz, UME

Note: In response to last's plant of the week article, Eric Wenger, Complete Lawn Care, Inc., pointed out that *Cornus florida* has been renamed to *Benthamidia florida*.

Degree Days (as of October 22, 2025)

Annapolis Naval Academy (KNAK)	4112	Baltimore, MD (KBWI)	4155
Belcamp (FS836)	3837	College Park (KCGS)	4149
Dulles Airport (KIAD)	4106	Ellicott City	3954
Ft. Belvoir, VA (KDA)	4260	Frederick (KFDK)	3935
Gaithersburg (KGAI)	3989	Greater Cumberland Reg (KCBE)	3678
Martinsburg, WV (KMRB)	3785	Millersville (MD026)	4028
Natl Arboretum/Reagan Natl (KDCA)	4649	Perry Hall (C0608)	3737
Salisbury/Ocean City (KSBY)	3972	St. Mary's City (Patuxent NRB KNHK)	4595
Westminster (KDMW)	4453		

Important Note: We are using the [Online Phenology and Degree-Day Models](#) site. Use the following information to calculate GDD for your site: Select your location from the map Model Category: All models Select Degree-day calculator Thresholds in: Fahrenheit °F Lower: 50 Upper: 95 Calculation type: simple average/growing dds Start: Jan 1

CONFERENCES

November 13, 2025 (morning session)
MDA Turf Nutrient Management Program (for PFA credits)

December 12, 2025
Advanced Integrated Pest Management Conference
Location: Carroll Community College, Westminster, MD

December 16, 2025
Maryland Turfgrass Conference
Location: Turf Valley Resort, Ellicott City, MD

January 5 – 8, 2026
Advanced IPM Short Course
Location: University of Maryland, College Park, MD

January 7 – 9, 2026
MANTS
Location: Baltimore Convention Center, Baltimore, MD

January 21, 2026
LCA Pesticide and Fertilizer Recertification Conference
Location: Turf Valley Resort, Ellicott City, MD

January 30, 2026

FALCAN Conference

Location: Frederick Community College, Frederick, MD
Snow date is March 20, 2026

February 4, 2026

2026 Manor View Farm & The Perennial Farm Education Seminar

Location: Martin's Valley Mansion, 594 Cranbrook Road, Cockeysville MD

Paula Shrewsbury, UMD, will be speaking at this event.

February 10, 2026

Maryland Arborists' Conference

Location: Howard Community College, Columbia, MD

February 12 – 13, 2026

Chesapeake Green Horticulture Conference

Location: Maritime Institute, Linthicum Heights, MD

February 17, 2026

Eastern Shore Pest Management Conference

Location: Wicomico Civic Center, Salisbury, MD

2026 Advanced Landscape IPM PHC Short Course

This is a recertification short course for arborists, landscapers, IPM consultants, horticulturalists, professional gardeners, and others responsible for urban plant management. The course lectures will be held over four days at the University of Maryland, College Park, MD. In addition, there will be a hands-on lab following lecture (available to a limited number of course attendees). Coordinators: Drs. Paula Shrewsbury and Mike Raupp, Dept. of Entomology, University of Maryland
Lecture dates: Monday, January 5 - Thursday, January 8, 2026 from 8:00 am – 3:00 pm
Lab dates: Monday, January 5 - Thursday, January 8, 2025 from 3:30 pm – 5:30 pm (space limited)

Course information: <https://landscapeipmphc.weebly.com/>

Registration: <https://go.umd.edu/ipm26courseregistration>

Questions contact: Amy Yaich, 301-405-3911, umdentomology@umd.edu

Commercial Ornamental IPM Information

<http://extension.umd.edu/ipm>

CONTRIBUTORS:




Paula Shrewsbury
Extension Specialist
pshrewsb@umd.edu



Laura Nixon
Extension Specialist
lnixon1@umd.edu



David Clement
Plant Pathologist
clement@umd.edu



Ana Cristina Fulladolsa
Plant Pathologist
acfulla@umd.edu



Nathan Glenn
Extension Educator
Howard County
nglenn@umd.edu



Nancy Harding
Faculty Research
Assistant



Kelly Nichols
Extension Educator
Montgomery County
kellyn@umd.edu



Karen Rane
Plant Pathologist
UMD-Retired



Andrew Ristvey
Extension Specialist
aristvey@umd.edu



Ginny Rosenkranz
Extension Educator
Wicomico,
Worcester, Somerset
Counties
rosnkranz@umd.edu



Chuck Schuster
Retired, Extension
Educator,
cfs@umd.edu

Thank you to the Maryland Arborist Association, the Maryland Nursery, Landscape, and Greenhouse Association, Professional Grounds Management Society, FALCAN, and USDA NIFA EIP Award # 2024700043556 for their financial support in making these weekly reports possible.

The information given herein is supplied with the understanding that no discrimination is intended and no endorsement by University of Maryland Extension is implied.

University programs, activities, and facilities are available to all without regard to race, color, sex, gender identity or expression, sexual orientation, marital status, age, national origin, political affiliation, physical or mental disability, religion, protected veteran status, genetic information, personal appearance, or any other legally protected class.