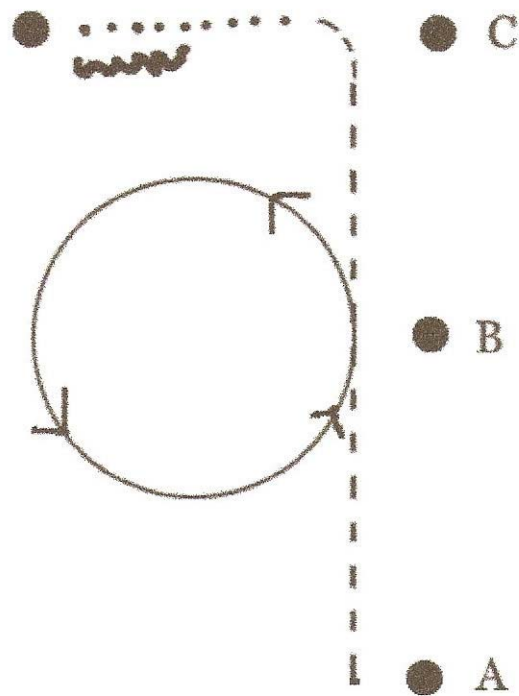
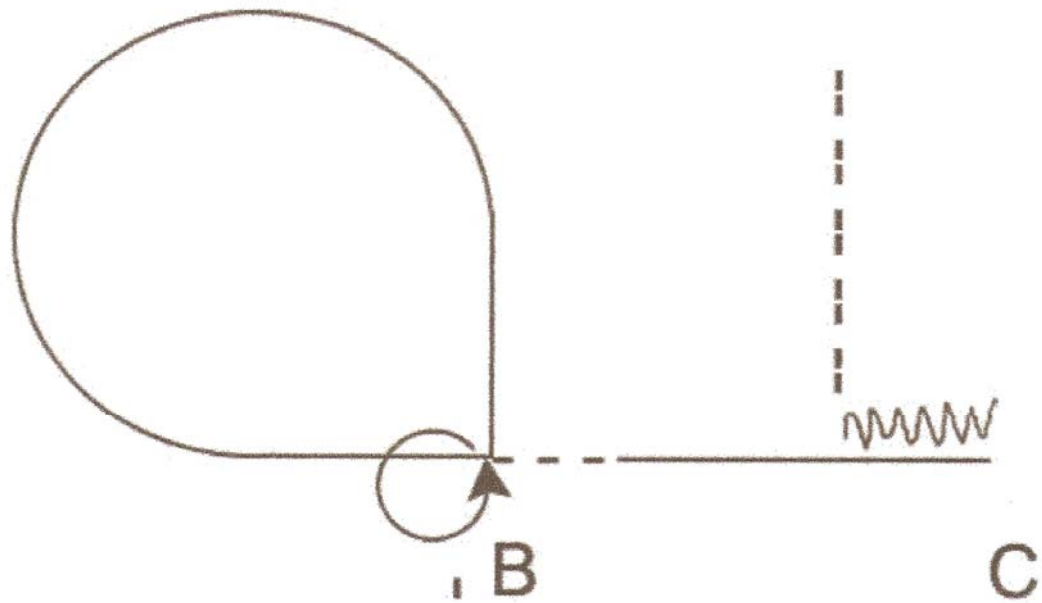


The following are Western Equitation Patterns

1. Jog A to B
2. Lope left circle back to B
3. Jog to C around corner, break to walk
4. Walk to D
5. Stop & back 8 steps



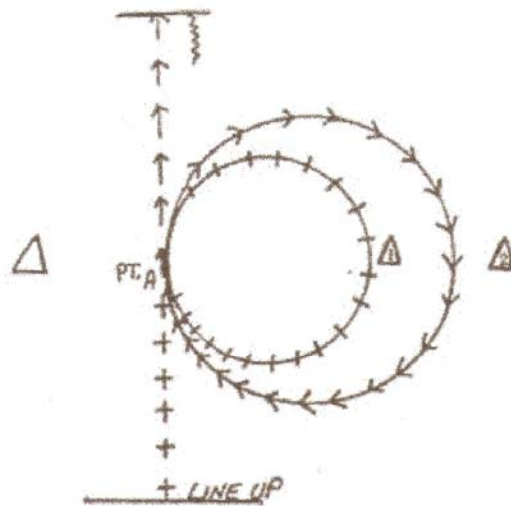


walk to A
 jog to B
 360 to left
 lope left lead back to B
 simple lead change
 lope right lead to C
 back 9 steps
 extended jog to rail


A

B

C



- jog from line up to center of arena (point A)
- make a circle at a jog to the inside of cone 1
- at point A lope on right lead & make a circle between cones 1 & 2
- at point A do a simple lead change and continue to end of arena; stop and back 5 steps
- at judges command find a spot on the rail



1. Jog
2. Extended Jog
3. Stop 270° turn to right
4. Lope left lead
5. Simple lead change
6. Lope right lead
7. Stop - Back one horselength