

The Compost

Spring 2021

UNIVERSITY OF
MARYLAND
EXTENSION

MASTER
GARDENER 



Inside this issue:

Mistycal Garden	1
Coordinators Corner/ Bug Away	2
Cicadas in the DMV	3
Southern MD Food Bank Garden	4-5
Virtual Corner!	6-7
Baywise Corner!	8-9
Facebook Corner!	10
Melwood Update	11
Resources	12

MISTYCAL GARDEN

After a successful season of growing vegetables in the corner of a large mulch bed in my front yard (named after our dog Misty) last year, I decided to make the garden more structured this year and try a few new techniques.

My husband and I designed a raised bed layout, installed cattle panel trellises (inspired by Avery Johnson's article in a recent edition of the Compost), sowed seeds using the winter sowing method, and installed soaker hoses for irrigation. It is a bit early in the season, but we have strawberries and peas in bloom, and the winter sown tomatoes and peppers are doing nicely. I have lots more to plant, but I am very happy with the progress so far I hope to share my gardening successes (and failures) in future editions of the Compost.



For more information on winter sowing, visit <http://wintersown.org/> and check out this video: <https://youtu.be/WhZbj5fcNk0>.

Article and photos by CC MG Marlene Smith

COORDINATOR'S CORNER

Hello Charles County Master Gardeners!

Thank you all for the warm welcomes I have received. I know 2020 was a rough year between COVID shutting the world down and Luke leaving, but I'm optimistic that we will get back on track and out into the community!

The health and safety of our volunteers and community members is our top priority for 2021. Most of our activities and meetings remain virtual while we slowly return to some of our gardens. Hopefully, we can find some new ways to stay in touch and engaged with each other throughout the rest of this year. I look forward to working with all of you to move our program forward.

Check out our newly updated CC MG website:

<https://extension.umd.edu/locations/charles-county/master-gardener>


Best regards,

Kaitlyn Baligush

CC MG County Coordinator



BUG AWAY



Make your own bug spray:

You may have everything you need right in your own home. In a food processor or blender, mix the following: One head of garlic, one and a half cups of mint leaves, one teaspoon of cayenne pepper, six cups of water, and a dash of dishwasher liquid. Transfer the liquid to a spray bottle and spray the pests away!



WHEN WILL WE SEE CICADAS IN THE DMV? APPEARANCE OF *MAGICICADA* SPP.

Due to the length of this article, some paragraphs have been shortened by editor.



On the day of emergence, periodical cicadas will have black patches on their dorsal surface just behind their red eyes. Image credit: Paula Shrewsbury, PhD

... Recently, the most frequently asked question about periodical cicadas is “when will cicadas appear.” Bug of the Week has been tracking the life history of periodical cicadas for almost two decades so let’s look at some historical data and see what it reveals.

At the last emergence of Brood X way back in 2004, in University Park, MD, the first cicadas were up and out of the ground on May 6. University Park is a suburb just a few miles from a major urban heat island called Washington, DC. About 20 miles further north in less urbanized and cooler Columbia, MD, the big jail break happened a full nine days later on May 15, 2004 beneath an ancient crabapple tree in my front yard. It is well known that emergence dates of periodical cicadas can vary over relatively short geographic distances due to variation in exposure to the warmth of sunlight on the ground and local temperature regimes. ...

How can we tell when the big jailbreak is close at hand?... On the evening or day of emergence, notice how the exoskeleton of the cicada bears two jet-black patches just behind its eyes. In more than a dozen emergences of periodical cicadas

attended by the Bug Guy, this seems to be the clue that cicada emergence is very close at hand or underway. When you see these dark patches, the big show is about to begin.

... In a previous episode of Bug of the Week in 2017, we reported sightings of impressive numbers of Brood X cicadas that appeared four years early. These cicadas are known as “stragglers.” Stragglers are periodical cicadas that emerge years prior to or after the major portion of their brood mates. Often, 17-year cicada stragglers emerge four years prior to the emergence date of rest of the brood. In 2017, Maryland Brood X stragglers appeared on May 14 in Columbia and Gaithersburg. In addition to emerging four years early, sometimes stragglers emerge one year early and this is exactly what happened in 2020. Using data collected in 2020 from the brilliant *Cicada Safari App*, the very first cicada out of the ground was seen on April 19, just south of Towson, Maryland. This one was an extreme outlier. Cicada emergence really picked up in the DMV on May 14, and by May 24, 25% of emerging cicadas were out of the ground. By May 28, 50% of cicadas had emerged, and just few days later on May 31, 75% of all cicadas had emerged in DC, Maryland, and Northern Virginia. So, if 2021 is anything like 2020 or previous years for that matter, cicadas will be regularly seen as a trickle in our region in the first two weeks of May with a tsunami hitting in the last two weeks as these teenagers are up and out for the cicadapalooza. Here in the DMV in 2020, the last cicada to emerge was reported on June 14. Due to a normal life span of two to four weeks, don’t be surprised to see adult cicadas alive and well into the waning weeks of June, but, sadly, by the 4th of July, their moment in the sun will be all but finished and nothing but a fading memory. Remember, the great W. C. Fields once opined “Never work with children or animals” and I will add, especially with periodical cicadas, “or when it comes to weather”. When will we see cicadas in the DMV? Perhaps, we will just have to wait and see.

Acknowledgements

Bug of the Week thanks Scott and Jordana Snider for providing the inspiration for this episode. Three cool articles, “Combining data from citizen scientists and weather stations to define emergence of periodical cicadas, *Magicicada* Davis spp. (Hemiptera: Cicadidae)” by M. J. Raupp, C. Sargent, N. Harding, and G. Kritsky, “The ecology, behavior, and evolution of periodical cicadas” by K. S. Williams and C. Simon”, and “Thermal synchronization of emergence in periodical “17-year” cicadas (Homoptera, Cicadidae, *Magicicada*)” by J. E. Heath formed the foundation for this episode.

To learn more about periodical cicadas, please visit the Cicada Crew website at the University of Maryland.

Article by Michael J. Raupp, Ph.D., Professor of Entomology, Extension Specialist

SOUTHERN MARYLAND FOOD BANK GARDEN - UPDATE



Entrance to Food Bank Garden – July 2019

The Charles County Master Gardener project is beginning its third year at the Southern Maryland Food Bank “Seeds of Hope” Community Learning Garden. Last year, due to the COVID pandemic, very little work was possible.

Once the University of Maryland-Extension allowed Master Gardeners to begin gardening activities again, CC MGs Inette Furey, Tina Bailem, and Brent Burdick met with Brenda DiCarlo, Director, Southern Maryland Food Bank & Outreach Services, at the Food Bank garden to discuss and plan for the 2021 season. Our new UM-E Charles County Master Gardener Coordinator, Kaitlyn Baligush, also stopped by to tour the garden and meet Director DiCarlo.

The Food Bank is looking forward to a successful growing year since there was no activity during 2020. They again need the CC MGs continued assistance in the garden and help with expanding their agricultural outreach activities when everyone is allowed to do so. The Food Bank did not move as planned during January 2021, but renewed its lease for three years at their current location in Waldorf, MD.

Director DiCarlo stated that Food Bank staff and other volunteers would be rebuilding the raised garden beds to make them deeper and of a more uniform size. New garden layouts were discussed. The dormant garden was in dismal shape and much work is needed this spring to get it ready for planting in May.



Entrance to Food Bank Garden – March 2021

On Saturday, April 10, a first work session was held to plant potato baskets for the Food Bank garden. While only four baskets had been planted in past years, eight regular laundry baskets and two larger oblong ones were planted for this year by CC MGs LaVerne Madison, Marlene Smith, and Brent Burdick, and CC MG Interns Avery Johnson and Julie Williams. Four baskets were planted with red potatoes, four with white, and two oblong ones with a mixture of each. The group also prepared some Sweet Potatoes to generate slips for May planting.



CC MGs Tina Bailem and Inette Furey discuss weeds (on back left outside fence), while CC MG Coordinator Kaitlyn Baligush meets with Food Bank Staff (on right outside fence)



L.-r.: CC MG Interns Avery Johnson and Julie Williams; CC MGs LaVerne Madison and Marlene Smith; and SM MG Bill Smith with Potato Baskets



L.-r.: CC MG LaVerne Madison, CC MG Intern Julie Williams and CC MG Marlene Smith prepare Sweet Potatoes

Article continued next page

SOUTHERN MARYLAND FOOD BANK GARDEN - UPDATE CONT.

On Monday, April 19, CC MGs Tina Bailem and Brent Burdick began clean-up and redesign of the garden to get it ready for new beds. The light rain/drizzle did not slow them down, just made them slightly muddy. CC MGs Inette Furey and Brent Burdick worked for a few hours in the garden on Wednesday, April 21. CC MG Intern Brian Larson stopped by for project orientation.

On Thursday, several volunteers continued garden clean-up and repositioning of garden facilities. CC MGs Tina Bailem, Inette Furey, Linda Ivko, and Karen Westhead, along with CC MG Intern Brian Larson, cleaned out old beds, weeded, disposed of garden waste, and moved garden fixtures to new locations. A regular schedule is forthcoming for volunteers to assist with clean-up and the new garden set-up.



CC MG Brent Burdick after redesigning some of the garden layout on April 19, 2021



L.-r.: CC MGs Inette Furey, Tina Bailem, Linda Ivko and Karen Westhead



Repositioning items for new garden layout

Want to get your hands dirty?

The CC MG work crew is ready and anxious to get started on another successful season – and we could use your help! If you have not already done so, email CC MG Brent Burdick at B361220601@comcast.net to get on the volunteer list.

Article by CC MG Brent Burdick; Photos by CC MGs Brent Burdick, Tina Bailem and CC MG Intern Brian Larson.



VIRTUAL CORNER!



CC MG
Michelle
Chenault

The Virtual Learning Team (VLT) provides virtual support and enhancement for current and new Projects or Community Outreach activities. More specifically, over the last four months, VLT members, organized as Sub-Teams, provided content development and assistance with various 'virtual' needs. These needs included: interactive worksheets, products via surface mail, e-mail, social media posts and videos.

The VLT's cross-cutting Multi-Media Sub-Team (Sub-Team Lead, Paris Reed) used media (other than Facebook) options for several virtual activities for Melwood clients and the Victoria Park Senior Living Apartment residents in Waldorf, MD during February and March.



CC MG
Paris Reed

A second presentation entitled 'Starting Seeds', was developed and produced for Melwood's Virtual Therapeutic Horticulture Arts (VTHA) program. Charles County MG volunteers comprising the 'Seeds' working group included: Mary Ellen Howard (Google slides and videography), Rose Markham, Linda Ivko, Lori Guido, Terry Thir (research, development and review). The working group also provided educational materials to support the presentation. This presentation was used for 4 class sessions between March 8th and 11th in Melwood's VHTA program. An average of 10 participants and 3 staff members attended per class. The first (entitled 'Orchids') and the second presentation were used as part of 16-week pilot program and both presentations were well received. The program was designed to enhance the social wellness needs of adults with Intellectual/Developmental Disabilities (I/DD) participating in Traditional Day services at Melwood through virtual programming.

Several CCMG volunteers forming a Victoria Park Sub-Team and in cooperation with the VLT Multi-Media Team developed a two part educational activity for the 168 residents of the Victoria Park Senior Living Apartments. The activity was entitled: "House Plants". The educational materials included fact sheets about three common houseplants, interactive worksheets, a Word Search puzzle and a Cross Word puzzle. This Sub-Team is also engaged with the VLT Multi-Media Sub-Team to develop a special virtual Horticulture Question and Answer session for the residents in May. Planning for other activities for the rest of the year is underway. The volunteers working on this effort include CC MGs Tina Bailem, Donna Ball, Lori Guido, Linda Ivko, Avery Johnson, Teresa Jones, Brian Larson, Julie Nethon-Williams, Erika Smith and Terry Thir.

The VLT was started in May of 2020 by the General Membership, as an idea launched by Ellen Gustafson, Active CC MG at a General CCMG Meeting. The concept and proposed activities were approved by Luke Gustafson, former Senior Agent Associate/CC Master Gardener Coordinator prior to leaving his position with the University of Maryland (Extension).

Article continued next page



VIRTUAL CORNER!



All CCMG members and interns are welcome to join the VLT. For more information and meeting invitations, please send your name, cell # and email address (use your email address listed in the UME VMS Directory) to the VLT Lead, Michelle Chenault (cell # 301-526-3225 or email: vmchenault@gmail.com) and VLT Co-Lead, Paris Davis-Reed (cell # 301-717-3385, email: paris.reed@verizon.net).

Try your hand at the Word Search Puzzle below:

House Plants

BLVAETROPICALBHMWIODFEQKYJUVMZ
 CTTOXCITYDDPNPUWHFERTILIZERBFU
 GLALCSGFHSFQWVCOPEMVLOOAIGRDHG
 XMLITQOAOAATMAIDUNUTLXTJNUDDJH
 OLPMRSTMUNAXRRAZNUIMJZASBZSKBD
 AXFHJCUIODUWNINTQSTSNUSOEWSNZ
 TOLXFKLNRYGEGEVAJOFBPGIIRASWBC
 RLWCWGAEELYXERGAKDQALVALHTUSYB
 LOOMQVORA ILZKAGSWLYTKIEDUEBTXW
 SOZASXCLHNGJZTLROVMHNMZTARMPVZ
 AISPMA LNDDEHBI FNOUKEDXCUAUOBL
 HGLASYPODETRTOGKHETYFXSVZVYVTSR
 IVOVOVNNVANUSNHGRNVHLACXKIKJDN
 SVUOELJWSYTPPEATQSPVPKLDGNPUOJ
 HAFXNRZMFUESOXPEUEXEHAAJCRVTOE
 OYRCVYVSYJODNTJMETPBAPCKMBKKUI
 MWAAFXTIOKATRMMHKQEXEGCAIHQBZTS
 LEWHBPPNPNPSPBKS OHJMIAOEOFXNQDH
 VLDHXIWQHEZUUEQCSUSPGZOLZIRFOA
 ALCIAPAEQIQJCNBMEJGOEPGWINCLD
 SUJQC IKNXHAEICFEIISUBRQROLEORE
 YOOLUIVTOUAEGXUPDVNEBLAWWPYWSO
 PMIWMFNEMMALHTYLJISDCCQTAUGEAO
 VABMRCAUIBLPZXHEGSRPWNUTDRMT
 DNKXANPTLDBYOYVZUNASIOGRKRDI EV
 QJWACHQCWIYRLEURDJTUYCRYAFENNE
 VQSXVMKFTTESAMVQJCQZTGISKQCGIU
 YROOTROTYYJHXCCELGRREKABADRMLI
 WKFFHXBBJAMSHRTJRMKKSMMSYXXIW
 XFUIQDPZUMYPQQHGXAUIZRSPWOBG I

Golden Pothos	South Pacific	Temperature	Variegation
Fertilizer	Air Cleaner	Silver Vine	Medicinal
Peace Lily	Succulent	Aloe Vera	Flowering
Outdoors	Tropical	Arabian	Sunlight
Toxicity	Humidity	Root Rot	Indoors
Spathe	Sandy	Loamy	Water
Bract	Peat	Shade	Soil
Asia			

Please contact CC MGs Michelle Chenault or Paris Reed by email to receive the answer key or if you would like to try the House Plants Crossword Puzzle. Warning - it is challenging!!

Article by CC MGs Michelle Chenault and Paris Reed



BAY-WISE CORNER!



UNIVERSITY OF
MARYLAND
EXTENSION



The Bay-Wise certifications will be starting up again this spring and our goal is to certify all of our interns and Master Gardeners. We were making good strides in this area and then the COVID-19 pandemic stopped us in our tracks. Once we realized that our in-person programs were cancelled, we reached out to other Master Gardeners to find out what they were doing to stay in touch with their bay-wise programs. With the help of Wanda MacLachlan, Senior Agent at the Central Maryland Research and Education Center, and the Frederick County Master Gardeners, we were able to develop standards to conduct virtual Bay-Wise certifications. We will be introducing resources such as videos on how our team conducts home visits on our FB page soon. We now have a PDF application and yardstick that homeowners can fill out and send to us along with several high definition photographs of their property to help us conduct a certification. We successfully introduced our new program to Charles County Master Gardeners in October and we conducted two successful certifications.

Take a minute to acquaint yourself with the process by downloading these links and check those practices you are already using. You will be surprised to see that you are ready to be certified. Once you complete the Bay-Wise Yardstick Application, e-mail it back to me at rosemarkham@comcast.net or contact me at 301-706-5446 to schedule an appointment.

Bay-Wise certification application: https://extension.umd.edu/sites/default/files/2021-03/Baywise_Application_06_17_2014_FINAL.pdf

Yardstick: https://extension.umd.edu/sites/default/files/2021-03/Baywise_5pager_06_17_14_FINAL.pdf

Here are some of the steps involved in a virtual certification setting:

- ⇒ Once I receive your application, I will contact you and ask you to email me your yardstick with 4-6 photographs of your property sites.
- ⇒ I will then set up a date and time with you for a virtual visit.
- ⇒ I will send out a notice to request two CC MG volunteers to work with you and then send a host request to Kaitlyn Baligush, CC MG County Coordinator, to schedule a virtual meeting.
- ⇒ Next I will send the two volunteers the photos and yardstick for their review and preparation.
- ⇒ The day of the visit the MG applicant will use his/ her smart phone to walk around the property pointing out each of the areas discussed. Once the points are added up, the score will be verified and a copy will be emailed to me. If for some reason, you don't make the 36 inches, we will suggest what changes need to be made to obtain certification.
- ⇒ If the 36 inches are met, a certificate will be emailed to you and arrangements will be made for your receipt of the Bay-Wise plaque.
- ⇒ Once you receive your plaque we ask that you take a picture with it and email it back to me.
- ⇒ At the end of your certification, I will send you the Charles County Government link to apply for a 50 percent credit of your Charles County Storm-water Fee.

I want to reassure you that the process is an easy one and I am sharing some of the feedback we received from the two master gardeners whom we successfully certified:

CC MG Lori Guido said she "felt intimidated" at first and was certain she would not pass. With the support of our committee, she filled out the necessary forms and realized how surprisingly easy it was to identify the items in her landscape she needed to take photos of.

Article continued next page



BAY-WISE CORNER! CONT.

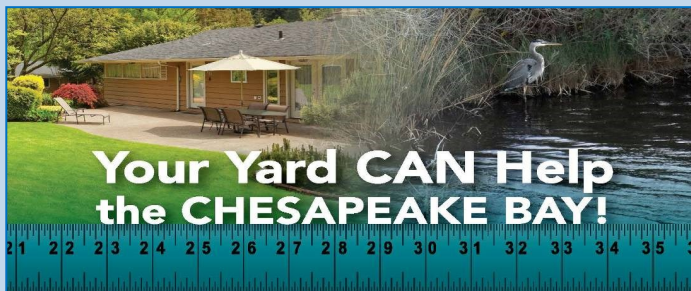


She remarked that “during the process, we identified additional items that counted towards adding more inches than we expected.” She also received advice on gardening questions she had. In the end, she received the credit for the Storm-water Remediation Fee and felt better knowing she was helping to reduce pollutants going into the Chesapeake Bay. Lori said that “the entire process was easy, fun and very educational.”

CC MG Molly Moore stated that “the process was seamless.” Molly’s property is on the Wicomico River, so we had a lovely virtual walk through her gardens and stopped at each of the points in the yardstick. We were treated to a blooming patch of wild bergamot she planted to attract pollinators. She pointed out the extenders her husband had added to the house’s downspouts to control storm-water runoff and the birdhouse and feeders they put up for Eastern bluebirds, Carolina chickadees and other birds. Molly’s property fronts the river so we strolled through the “buffer zone” where many native plants flourish, from Jack-in-the-Pulpits, to Jerusalem Artichokes to Sweet Gum and cedar trees. Molly said “I submitted my Storm water Remediation Fee credit right away and even though we had already paid our taxes, the county sent us a check for a rebate less than three weeks later.” Molly is looking forward to having us back again to certify her vegetable garden. She is also joining our team and “very excited by the prospect of certifying the landscapes and gardens of other Master Gardeners and Charles County property owners.”

I am very excited about the possibilities ahead for us this year and look forward to working with all of you. Happy planting!

Check out the sample actions on the Maryland Yardstick to help you evaluate if you would score 36 inches with your property as it is:



HOW?

BY USING BEST PRACTICES IN THESE 8 CATEGORIES
PLANTING NATIVES. LIMIT CHEMICAL USE. KEEPING STORMWATER ON YOUR PROPERTY.
MOWING. MULCHING. WATERING. COMPOSTING. SUPPORTING WILDLIFE.

READY TO HELP THE BAY? TAKE STEPS 1-6 BELOW

1. Read the sample action list on the right side of this flyer.
2. Read the Bay-Wise yardstick form at <http://bit.ly/BWyardstick>
3. Use the HGIC website—<https://extension.umd.edu/hgic> for questions or call 301-934-5404
4. Complete the form when you have enough inches and mail it to lng@umd.edu
5. Invite us to compare the best practices in your yard with your yardstick.
6. Proudly display your FREE Bay-Wise landscape sign when you receive 36 or more inches on your yardstick

We’re the Charles County Master Gardener Bay-Wise Committee. We want your help to restore the Chesapeake Bay’s health. Your yard can make a difference in the health of the Bay.



Certifications are done April 1-October 31.
Find the Bay-Wise Yardstick: Landscapes with Lawns at <http://bit.ly/BWyardstick>
Find the Baywise Certification Application <http://bit.ly/BaywiseApplication>

Charles County Master Gardeners
301-934-5404
9501 Crain Hwy, Bel Alton, MD 20611



The University of Maryland, College of Agriculture and Natural Resources programs are open to all and will not discriminate against anyone because of race, age, sex, color, sexual orientation, physical or mental disability, religion, ancestry, or national origin, marital status, genetic information, or political affiliation, or gender identity and expression.

The actions below are a sample of over 60 best gardening practices that earn inches toward the 36 inches that are used to certify landscapes. Bay-Wise Certified properties are eligible for a 50 percent credit off your Charles County Stormwater Remediation Fee.

SAMPLE ACTIONS

CONTROL STORMWATER RUNOFF

- Direct downspouts & gutters towards lawn, plant beds or a rain garden 1 inch
- Plant groundcovers and/or install rain barrel 1-2 inches

ENCOURAGE WILDLIFE

- Provide & properly maintain a water source 1 inch
- Incorporate native trees, shrubs & perennials 1-2 inches
- Encourage pollinators & plant larva host plants 1-2 inches

PROTECT THE WATERFRONT

- Maintain a buffer of native plants along streams to filter/cool water 5 inches
- Keep fertilizer and organic matter out of streams 2 inches

MOW PROPERLY

- Mow cool season grasses high (3-4 inches) 2 inches
- Maintain lawn equipment 1 inch

WATER EFFICIENTLY

- Water early in the morning 1 inch
- Direct water at the base of the landscape plant 1 inch
- Design & maintain a native landscape that will survive on natural rainfall 2 inches
- Allow cool season grass to go dormant during summer 2 inches

FOR LANDSCAPES THAT USE IN-GROUND IRRIGATION SYSTEMS

- Give your irrigation system a check-up 1 inch
- Install a rain shut-off device 1 inch

MANAGE YARD PESTS WITH INTEGRATED PEST MANAGEMENT (IPM)

- Avoid routine applications of herbicides, fungicides and insecticides 1 inch
- Hand-pull weeds frequently where possible 1 inch

MULCH APPROPRIATELY/ RECYCLE YARD WASTE

- Create self-mulching areas under trees and shrubs 1 inch
- Keep landscape mulch 2-3 inches deep 2 inches
- Create and maintain a compost pile 2 inches

FERTILIZE WISELY

- Test soil every 3-5 years 2 inches
- Use compost, slow release, or natural organic fertilizers 1 inch
- During the fall, leave finely shredded leaves on lawn 3 inches

PLANT WISELY

- Incorporate a variety of native plants 1 inch
- Educate yourself about what is invasive...and avoid these plants. 1 inch



FACEBOOK CORNER!



<https://www.facebook.com/charlescountymastergardeners>

Just a friendly reminder that content for the CC MG FB page is welcomed from any CC MG or intern that would like to contribute. This is a great way to earn volunteer hours since we are restricted to working only virtually at this time. The time you spend researching, writing, and preparing posts can be counted as volunteer hours. For suggestions on creating content for our Facebook page, please review the article on page 10 of the Winter 2021 Compost Newsletter, which is available on our new website.

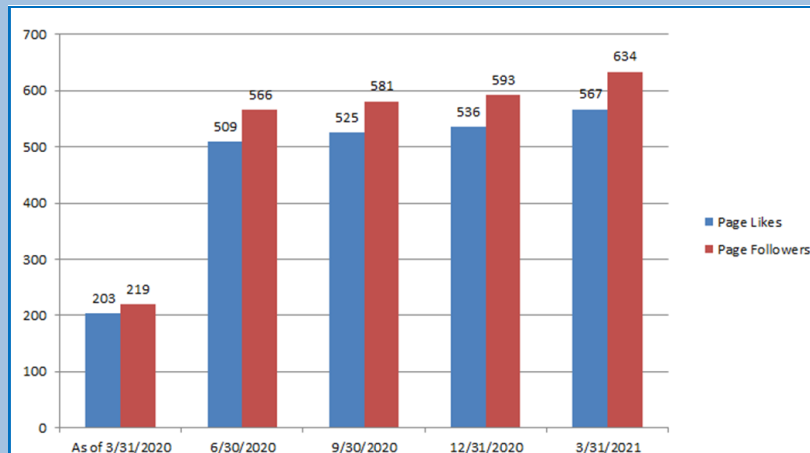
https://mcusercontent.com/e7623eb4aebb54519558f801b/files/d3dcad4f-caf6-4c40-8daa-ec28e58e83c5/2021_Winter_Compost.pdf

If you are interested in contributing content to the CC MG FB page, please remember that information we provide needs to be science-based and that we are not to endorse/promote any specific, name brand items. Please send contributions to Terry (thirccmg@aol.com) or Marlene (nikhaven@comcast.net).

Facebook Stats

We exceeded 600 Page Followers this quarter! Can we do the same for “Page Likes” next quarter?!? We continue to increase our social media presence through our Facebook page. Monitoring our community outreach using the number of “Page Likes” and “Page Followers” of CC MGs, University of Maryland Extension shows that we continue to grow. Over the past 12 months from March 31, 2020 to March 31, 2021, we have increased our total “Page Likes” from 203 to 587, and our total Page Followers from 219 to 634.

One of the ways to increase our exposure on social media is to share the CC MG Facebook posts that you like on your personal Facebook page or to a Facebook group that you belong to. The more sharing we do, the more people see us. Once someone new sees and “likes” one of our posts, we can then invite them to like our page and follow us. With your help, we can reach and exceed 600 “Page Likes” this quarter! If you have not joined our Facebook community, please like, follow us, share our posts, and invite your friends, too!



Article and stats by
CC MG Marlene
Smith

MELWOOD'S HORTICULTURAL THERAPY PROGRAMS - UPDATE SPRING HAS SPRUNG

Due to COVID restrictions, MGs are not allowed to work and earn volunteer hours. However, a long-term dedicated group of Melwood volunteers have rolled up their sleeves to help out. Volunteers are sowing and up-planting both vegetables and flowers seeds. So far, tomatoes, herbs, lettuce, Swiss chard, hot and sweet peppers and beets have been planted. Many more vegetables will be grown.

Many beautiful flowers are growing: Tithonia, zinnias, perennial sunflowers, common milk weed (*Asclepias Syriaca*) cutting ageratum, tassel flower, signet marigolds and more. Additional flowers will be sown.


These plants will be used in both the pollinator and vegetable gardens. Returning Melwood adult participants and summer campers will learn, plant, care for, and harvest the plants. Participants will then learn how to prepare meals with the fresh vegetables and herbs. Excess produce will be donated to local food banks.

Campers will enjoy garden clubs: Pollinator, GIEI, indoor and outdoor gardening activities(5-days/10 weeks).

Summer Theme: Plants Galore. Volunteers requested. To sign up, go to this website:
Volunteer Opportunities | Melwood | Your Path Awaits

<https://melwood.org/volunteer-opportunities/>

Please send Suse Greenstone, CC MG and Manager, Melwood Horticultural Therapy Programs an email at sgreenstone@melwood.org, so that she knows you have applied to become a Melwood volunteer.



Article submitted by CC MG Terry Thir, Melwood Project Leader

UNIVERSITY OF
MARYLAND
EXTENSION

**MASTER
GARDENER** 

Published Quarterly by the
Charles County Master Gardeners
University of Maryland Extension, Charles County
9501 Crain Highway, Box 1
Bel Alton, MD 20611
Phone 301 934-5403 or 301 753-8195
Tina Bailem, Compost Editor
Kaitlyn Baligush, CC MG County Coordinator

Find us on the Web at:

<https://extension.umd.edu/locations/charles-county/master-gardener>

Submit articles, photos, reports, events, and other items for publication to Tina Bailem at nicholas8555@msn.com by July 15, 2021 for the Summer 2021 newsletter. If you send a photo, please include a brief description of the activity and names of persons included in the photo, as well as the photographer's name. If you send a photo of a plant, please include the scientific name.



Photo by CC MG Tina Bailem

University programs, activities, and facilities are available to all without regard to race, color, sex, gender identity or expression, sexual orientation, marital status, age, national origin, political affiliation, physical or mental disability, religion, protected veteran status, genetic information, personal appearance, or any other legally protected class.

UNIVERSITY OF
MARYLAND
EXTENSION | **MASTER
GARDENER** 



Check out the new Charles County Master Gardener page on [Facebook](#)! If you haven't already, please like us and share with your friends. This will be a great way to expand our reach into the community!

<https://www.facebook.com/charlescountymastergardeners>