

HYDRAULIC KNUCKLEBOOM LOADER – SAFE OPERATION

SAFETY FOR WOODS EQUIPMENT OPERATORS

an FRA Southwide Safety Committee Logging Safety Brochure

This brochure has been developed in accordance with existing OSHA requirements. However, recommendations are not to be construed as a substitute for compliance with applicable federal and state laws.

SAFETY ALERT SYMBOL



MEANS:
ATTENTION! BE ALERT!
YOUR SAFETY IS INVOLVED!

THIS SAFETY SYMBOL IS USED FOR IMPORTANT SAFETY MESSAGES. WHEN YOU SEE THIS SYMBOL, FOLLOW THE SAFETY MESSAGE TO AVOID PERSONAL INJURY AND/OR PROPERTY DAMAGE.

UNDERSTAND SIGNAL WORDS

A signal word - DANGER, WARNING or CAUTION is used with the safety alert symbol.



DANGER Identifies the hazard or unsafe practice that will result in severe personal injury or death.



WARNING Identifies the hazard or unsafe practice that could result in severe personal injury or death.



CAUTION Identifies the hazard or unsafe practice that could result in personal injury or property damage.

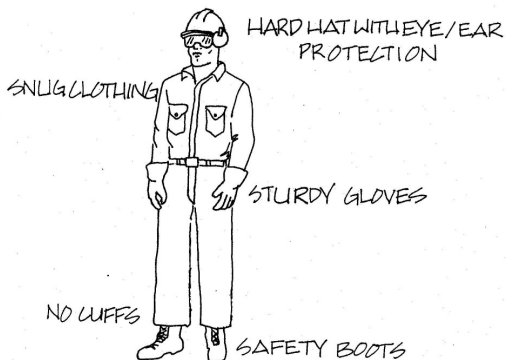


NOTICE Identifies important installation, operation, or maintenance information.

GENERAL SAFETY


P.P.E. = Personal Protective Equipment

WEAR IT!



Unsafe operation or maintenance can cause severe injury or death.

Do not operate or work on this machine without reading and understanding the Operator's Manual.

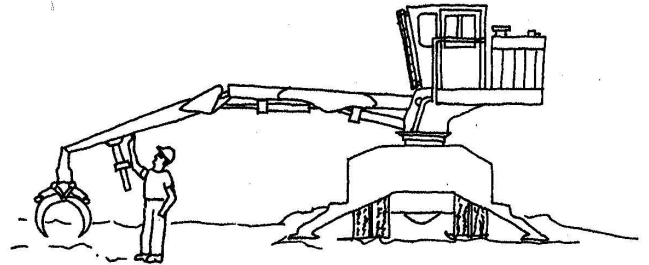


Only a trained, qualified operator shall be allowed to operate this machine.

Install a first aid kit and properly maintained fire extinguisher in the operator's cab.

OPERATOR SAFETY TIPS

Be safe – be professional.




Pre-start inspection on the ground:

- Check Operator's Manual for walkaround inspection information.

Key safety areas to inspect:

- Check steel structure for cracks.
- Check hydraulic cylinders for leaks or damage.
- Check and replace damaged hydraulic hoses and tubing. Replace hoses when wire braid is exposed.
- Check mounting hardware tying loader to trailer/truck for proper tightness.
- Check swing bearing bolts for proper tightness.
- Check presence and readability of all safety decals.

MACHINE MOUNTING



Before climbing to operator's station, check steps, walking, and working surfaces to ensure they are clear of oil, grease, fuel, mud, snow, ice, and debris.

Face loader steps or stairs when climbing onto loader. Always use, at least, "three-point system": one foot/two hands or one hand/two feet when climbing onto loader.

Pre-start checks from the operator's cab.

Make sure all cab glass is clean and clear.
Replace cracked glass.

Make sure the loader has a working horn.

Check presence and readability of all safety decals.

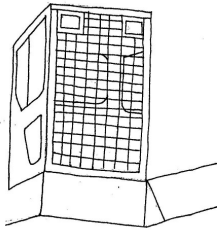
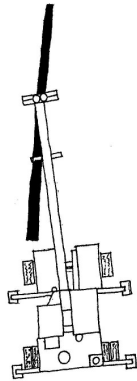


Clean cab floor of mud and debris.

LOADER OPERATION

You, the operator, are the key to safety. You are responsible for the landing area.


- You must be at least 18 years old and trained to operate the loader.
- Never operate the loader while under the influence of drugs or alcohol.
- Make sure the loader has an approved operator protection guard in place.
- Always heel logs on opposite side of cab.
- Always sound horn before starting to operate loader.



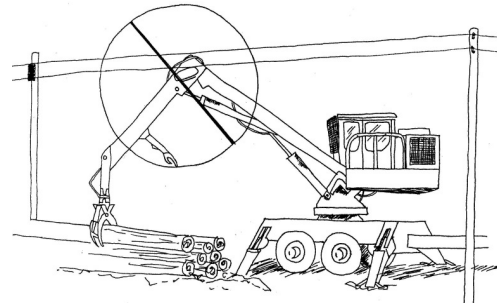

Overhead Loads

Falling or swining logs or booms can cause severe injury or death.

- Never operate the boom or load over or near personnel.
- Keep truck drivers a safe distance away, and visible, while loading the truck.




- Landing layout should provide an area for deck hands working on the ground to be completely clear of suspended loads. If there is restricted space, loading must stop while workers on foot work on the landing deck.



- Contacting electrical lines with boom or log will cause severe injury or death.
- Do not operate loader within 100 feet of all electrical power transmission lines.

VISITORS

Never allow visitors, spectators, or unauthorized persons to be on or near any operation unless supervised.



Most visitors are not aware of hazards or dangers. They must be warned and wear proper protective equipment.

BE PROFESSIONAL – BE SAFE



Southwide Safety Committee
Forest Resources Association Inc.
600 Jefferson Plaza, Suite 350
Rockville, Maryland 20852
301/838-9385

www.forestresources.org
www.loggingsafety.com

